



HISTORY & RECORDS

•72

Single Game Records

•77

*Seasonal & Career
Records*

•81

Defensive Records

•82

Conference Records

•84

Coaching Records

•96

Team Records & Results

Single Game

INDIVIDUAL RECORDS

Most Points Scored

28-Thomas Haskins	Liberty	1995
28-Bobby Jordan	Stetson	1956
24-Thomas Haskins	The Citadel	1996
24-Stinson Jones	Buffalo	1961
24-Don Kern	George Washington	1960
24-Johnny Mapp	Catawba	1953

Most Points Responsible For

34-Tony Scales	William & Mary	1990
30-Dave Brown	The Citadel	1986
30-Bobby Mitchell	Buffalo	1961
28-Thomas Haskins	Liberty	1995
28-Bobby Jordan	Stetson	1956

Most Touchdowns Scored

4-Thomas Haskins	The Citadel	1996
4-Thomas Haskins	Liberty	1995
4-Bobby Jordan	Stetson	1956
4-Don Kern	George Washington	1960
4-Stinson Jones	Buffalo	1961
4-Johnny Mapp	Catawba	1953

Most Touchdowns Responsible For

5-Tony Scales	William & Mary	1990
5-Dave Brown	The Citadel	1986
5-Bobby Mitchell	Buffalo	1961
4-nine players		

Most Rushing Touchdowns

4-Thomas Haskins	The Citadel	1996
	Liberty	1995

Most PAT Placements Scored

8-David Tyler	Central Florida	1982
---------------	-----------------	------

Most 2-point Conversions Rushing

2-Thomas Haskins	Liberty	1995
2-Tony Scales	William & Mary	1990
2-Don Kern	The Citadel	1959

Most 2-point Conversions Passing

3-Howard Dyer	Virginia	1960
---------------	----------	------

Most 2-point Conversions Pass Receiving

2-John Hince	Davidson	1967
--------------	----------	------

Most Points Via Conversions (all methods)

8-David Tyler	Central Florida	1982
---------------	-----------------	------

Most Field Goals

5-Craig Jones	William & Mary	1977
4-Matt Sharpe	Coastal Carolina	2003
4-Matt Sharpe	Gardner-Webb	2003
4-Craig Jones	Appalachian State	1976
3-Barrett Way	Gardner-Webb	2005
3-Matt Sharpe	Charleston Southern	2003
3-Wade Hawkins	East Tennessee State	1989
3-Lee Wimbish	Furman	1980
3-Craig Jones	Richmond	1978
3-Don Cupit	The Citadel	1970

Longest Field Goal

57-Matt Maxey	Georgia Southern	2000
53-Barrett Way	Liberty	2004
53-Matt Sharpe	Coastal Carolina	2003
52-Lee Wimbish	Richmond	1980
51-Barrett Way	Gardner-Webb	2005
51-Mike Harris	Richmond	1997
50-Craig Jones	William & Mary	1977
49-Mike Harris	Marshall	1996
49-Wade Hawkins	UT-Chattanooga	1989
49-Jim Wall	Richmond	1986
49-Craig Jones	ECU	1978

Highest Field Goal Percentage (minimum 3 attempts)

100% - (5-5) Craig Jones	William & Mary	1977
100% - (4-4) Matt Sharpe	Gardner-Webb	2003
100% - (4-4) Geoff Goff	Appalachian State	1994
100% - (3-3) Barrett Way	Gardner-Webb	2005
100% - (3-3) Craig Jones	Richmond	1978
100% - (3-3) Lee Wimbish	Furman	1980
100% - (3-3) Wade Hawkins	East Tennessee State	1989

Longest Runs From Scrimmage

98-Granville Amos	William & Mary	1964
85-Marcus Mines	West Virginia Tech	1992
85-Andre Gibson	Furman	1976

83-Johnny Mapp	Catawba	1953
81-Mike Patterson	Virginia	1964
80-Thomas Haskins	UT-Chattanooga	1995
80-Pete Mazik	Virginia Tech	1962

Longest Pass Plays

93-Brown-Stock	Appalachian State	1986
85-Brown-Stock	East Tennessee State	1986
85-Johnston-Jordan	Lehigh	1956
84-Clark-Garnett	Furman	1977
78-Clark-Garnett	Virginia	1977

Longest Interception Return

100-Andy Tucker	Richmond	1961
90-Robert Mason	Lehigh	2005
86-Vern Keefer	Davidson	1958
80-Kerr Kump	Boston College	1967
70-Justin Huggard	Charleston Southern	2003
69-Mike Mayo	The Citadel	1986

Longest Kickoff Returns

100-Richard Holland	Furman	2000
97-Pete Johnson	Villanova	1958
93-Sam Woolwine	Richmond	1956
90-John Traynham	Marshall	1961
89-Ronnie Moore	Davidson	1975

Longest Punt Returns

87-Chris Witts	Davidson	1989
84-Kerr Kump	William & Mary	1968
70-Robert Savage	Lehigh	1978
70-Gary McNeal	William & Mary	1976
66-Ronnie Moore	Davidson	1974

Longest Punt

73-Brent Barth	Appalachian State	2000
70-Brent Barth	Appalachian State	2001
68-Sam Horner	Villanova	1958
67-Brent Barth	Duquesne	2001
67-Butch Nunnally	Iowa State	1963
66-Sam Horner	Virginia Tech	1959

Most Rushes

52-Tom Sowers	Davidson	1968
44-Floyd Allen	Western Carolina	1981
39-Thomas Haskins	Appalachian State	1996
39-Floyd Allen	Furman	1979
38-Floyd Allen	William & Mary	1980
38-Thomas Haskins	Appalachian State	1996

Most Net Yards Rushing

277-Thomas Haskins	The Citadel	1996
266-Thomas Haskins	UT-Chattanooga	1995
251-Thomas Haskins	Richmond	1994
250-Thomas Haskins	The Citadel	1994
246-Floyd Allen	Furman	1979
241-Thomas Haskins	Appalachian State	1996

All-Purpose Rushing

(includes rushing, receiving, punt returns & kickoff returns)

328-Thomas Haskins	Richmond	1994
326-Thomas Haskins	The Citadel	1994
325-Thomas Haskins	The Citadel	1996
309-Thomas Haskins	UT-Chattanooga	1995
303-Thomas Haskins	Liberty	1995
296-Mark Stock	East Tennessee State	1986
292-Thomas Haskins	The Citadel	1993

Highest Pass Efficiency

(10-19 atts.) 404.79-Tony Scales (9/12, 314 yds., 4TDs, 0 int)	William & Mary	1990
(20-29 atts.) 230.40-Dave Brown (8/20, 320 yds., 4 TDs, 1 int)	The Citadel	1986
(over 30 atts.) 191.93-Hill Ellett (22/32, 274 yds., 4 TDs, 0 int)	Virginia	1966

Most Passes Attempted

57-Joey Gibson	East Tennessee State	2001
55-Dave Brown	Marshall	1988
49-Murphy Sprinkel	Boston College	1968
45-Joey Gibson	Wofford	2001
43-Robbie Chenault	Furman	1997
41-Kirk Monteleone	Liberty	2004
41-Joey Gibson	Western Carolina	2002

Most Passes Completed

27-Kirk Monteione	Liberty	2004
26-Jonathan Wilson	Wofford	2005
26-Joey Gibson	East Tennessee State	2001
26-Dave Brown	Marshall	1988
25-Joey Gibson	Samford	2001
24-Jonathan Wilson	Gardner-Webb	2005
24-Robbie Chenault	Furman	1997
24-Joey Gibson	Wofford	2001
23-Al Comer	James Madison	1985

Highest Completion Percentage

(min. 10 attempts)		
90.0% (9-10) Mark Lambert	Virginia	1975
(10-19 attempts)		
83.3% (15-18) Jonathan Wilson	Davidson	2005
(20-29 attempts)		
72.7% (16-22) Al Comer	East Tennessee State	1983
(over 30 attempts)		
70.6% (24-34) Jonathan Wilson	Gardner-Webb	2005

Most Yards Gained Passing

422-Dave Brown	Appalachian State	1986
390-Dave Brown	East Tennessee State	1986
349-Bobby Mitchell	Buffalo	1961
346-Joey Gibson	The Citadel	2000

Most Passes Had Intercepted

6-Tom Schultz	Navy	1973
6-Murphy Sprinkel	Boston College	1968

Most Touchdown Passes Thrown

5-Bobby Mitchell	Buffalo	1961
4-Jonathan Wilson	Gardner-Webb	2005
4-Joey Gibson	The Citadel	2000
4-Tony Scales	William & Mary	1990
4-Dave Brown	The Citadel	1986
4-Hill Ellett	Virginia	1966

Most Touchdown Passes Caught

3-Teray Frost	Morehead State	1998
3-Dan Lyle	William & Mary	1990
3-Stinson Jones	Buffalo	1961
3-Dick Evans	Davidson	1959
3-Dick Evans	George Washington	1959

Most Yards Total Offense

400-Dave Brown	Appalachian State	1986
399-Dave Brown	East Tennessee State	1986
365-Al Comer	Marshall	1985
344-Bobby Mitchell	Buffalo	1961
339-Tony Scales	William & Mary	1990

Most Total Offensive Players

64-Dave Brown	Marshall	1988
61-Joey Gibson	East Tennessee State	2001
59-Murphy Sprinkel	Boston College	1968
54-Al Comer	James Madison	1985
53-Al Comer	William & Mary	1985

Most Passes Caught

13-Jeff Hubbard	Furman	1995
10-Zohn Burden	Ohio	2004
10-Zohn Burden	Liberty	2004
10-John Puvogel	Samford	2001
10-Teray Frost	Morehead State	1998
10-Tom Radle	Virginia	1982
10-Frank Easterly	Boston College	1967

Most Yards Gained Pass Receiving

263-Mark Stock	East Tennessee State	1986
220-Mark Stock	Appalachian State	1986
193-Teray Frost	Morehead State	1998
183-Jeff Hubbard	Furman	1995
159-Mark Stock	The Citadel	1986
154-Dan Lyle	William & Mary	1990

154-James Wright	Marshall	1985
153-Zohn Burden	Gardner-Webb	2005

Most Pass Interceptions

3-Gene Williams	The Citadel	1973
3-John Landry	Virginia	1972
3-Stinson Jones	Villanova	1961

Most Fumbles Recovered

3-Mike Kemp	East Tennessee State	1989
-------------	----------------------	------

Most Yards Gained on Interception Returns

100-Andy Tucker	Richmond	1961
-----------------	----------	------

Most Punts

13-Jim Bailey	West Virginia	1969
---------------	---------------	------

Most Total Yards Punting

472-Jim Bailey	West Virginia	1969
----------------	---------------	------

Most Punt Return Yards

169-Ronnie Moore	Davidson	1974
------------------	----------	------

Most Kickoff Return Yards

207-Titus Green	Furman	2001
-----------------	--------	------

100 Yards Rushing (three players)

Tony Scales (167), Marcus Mines (113), Scott Council (110)	East Tennessee State	1991
--	----------------------	------

100 Yards Rushing (two players)

Sean Mizzer (206), T.J. Snelling (109)	Davidson	2003
--	----------	------

T.J. Snelling (135), Sean Mizzer (121)	Liberty	2002
--	---------	------

Thomas Haskins (227), Jason White (101)	Chattanooga	1996
---	-------------	------

Tony Scales (204), Scott Council (191)	Richmond	1991
--	----------	------

Tony Scales (161), Marcus Mines (112)	Western Carolina	1991
---------------------------------------	------------------	------

Floyd Allen (190), Butch Hostetter (101)	Appalachian State	1979
--	-------------------	------

Ronnie Norman (121), Kim Glidewell (157)	William and Mary	1974
--	------------------	------

Ronnie Norman (173), Kim Glidewell (114)	Colgate	1974
--	---------	------

--	--	--

--	--	--

--	--	--

--	--	--

--	--	--

--	--	--

--	--	--

--	--	--

--	--	--

--	--	--

--	--	--

--	--	--

--	--	--

--	--	--

--	--	--

--	--	--

--	--	--

--	--	--

--	--	--

--	--	--

--	--	--

--	--	--

--	--	--

--	--	--

--	--	--

--	--	--

--	--	--

--	--	--

--	--	--

--	--	--

--	--	--

--	--	--

--	--	--

--	--	--

--	--	--

--	--	--

--	--	--

--	--	--

--	--	--

--	--	--

--	--	--

--	--	--

--	--	--

--	--	--

--	--	--

--	--	--

--	--	--

--	--	--

--	--	--

--	--	--

--	--	--

--	--	--

--	--	--

--	--	--

--	--	--

--	--	--

--	--	--

--	--	--

--	--	--

--	--	--

--	--	--

--	--	--

--	--	--

--	--	--

--	--	--

--	--	--

--	--	--

--	--	--

--	--	--

--	--	--

--	--	--

--	--	--

--	--	--

--	--	--

--	--	--

--	--	--

--	--	--

--	--	--

--	--	--

--	--	--

--	--	--

--	--	--



Thomas Haskins (1993-96) is VMI's all-time leading rusher and holds 21 school records.

200 YARD GAMES

277	Thomas Haskins vs. The Citadel.....	1996
266	Thomas Haskins vs. Chattanooga.....	1996
251	Thomas Haskins vs. Richmond.....	1994
250	Thomas Haskins vs. The Citadel.....	1994
246	Floyd Allen vs. Furman.....	1979
241	Thomas Haskins vs. Appalachian State.....	1996
227	Thomas Haskins vs. Chattanooga.....	1996
225	Thomas Haskins vs. Appalachian State.....	1994
224	Thomas Haskins vs. The Citadel.....	1993
215	Tim Sowers vs. Davidson.....	1968
210	Thomas Haskins vs. Richmond.....	1996
209	Marcus Mines vs. West Virginia Tech.....	1992
206	Sean Mizzer vs. Davidson.....	2003
205	Tony Scales vs. Appalachian State.....	1991
204	Tony Scales vs. Richmond.....	1991
200	Thomas Haskins vs. Appalachian State.....	1995

Single Game

TEAM RECORDS

OFFENSE

Most Points Scored	69, vs. Central Florida	1982
Most Touchdowns Scored	10, vs. Central Florida	1982
Most safeties scored	1, vs. George Washington '54, The Citadel '62, Marshall '61, Virginia Tech '74, '78, William & Mary '86, '89, '97, W. Carolina '99	
Most PAT placements scored	9, vs. Central Florida	1982
Most 2 pt. conversions	4, vs. Davidson	1967
Most 2 pt. conv. - rushing	3, vs. UT-Chattanooga	1992
Most 2 pt. conv. - passing	3, vs. Virginia	1960
Most points via all conversions	10, vs. Davidson	1967
Most field goals	5, vs. William & Mary	1977
Most rushes	90, vs. East Tennessee State	1990
Fewest rushes	21, vs. Marshall	1988
Most net yds. rushing	531, vs. Richmond	1991
Fewest net yds. rushing	-18, vs. East Tennessee State	2000
Most rushing touchdowns	10, vs. Central Florida	1982
Most passes attempted	58, vs. Wofford	2001
Fewest passes attempted	2, vs. The Citadel	1955, '99
Most passes completed	28, vs. Wofford	2001
Fewest passes completed & yds passing	0, vs. Marshall	1989
	0, vs. Boston College	1954
	0, vs. The Citadel	1953, '99
Most net yards passing	422, vs. Appalachian State	1986
Most touchdown passes thrown	5, vs. Boston College	1968
Most passes had intercepted	6, vs. Buffalo	1961
Most total plays	95, vs. James Madison & East Tennessee State	1990
Fewest total plays	43, vs. Richmond	1961
Most net total offense	664, vs. West Virginia Tech	1992
Least net total offense	61, vs. Villanova	1962
Most yds. via interception returns	124, vs. Boston College	1967
Most punts	13, vs. West Virginia	1969
Most total yards on punts	472, vs. West Virginia	1969
Most total first downs	34, vs. West Virginia Tech	1990
	2, vs. Villanova	1962
Most first downs rushing	26, vs. West Virginia Tech	1990
Fewest first downs rushing	1, vs. Villanova '62, Virginia '62, UT-Chattanooga '85	
Most first downs passing	16, vs. Appalachian State	1988
Fewest first downs passing	0, seven times, most recent vs. The Citadel, 1999	
Most fumbles lost	7, vs. Virginia Tech '55, Richmond '73	
Most yards penalized	151, vs. Georgia	1966
Largest victory margin	69, vs. Central Florida	1982
Largest losing margin	67, vs. Cincinnati	1953

DEFENSE

Most pass interceptions	6, vs. Virginia Tech	1959
Most fumbles recovered	6, vs. East Tennessee State	1994
	6, vs. West Virginia	1969
Fewest yds. penalized	0, vs. Richmond	1973
	0, vs. Boston College	1968
	0, vs. Army	1956
Fewest first downs allowed	4, vs. Virginia Tech '61, Furman '70	
Most first downs allowed	36, vs. William & Mary '91, '93	
Fewest rushing yards allowed	8, vs. Virginia	1977
Most rushing yards allowed	558, vs. Georgia Tech	1975
Fewest passing yards allowed	-16, vs. Richmond (NCAA record)	1957
Most passing yards allowed	642, vs. Marshall	1991
Least total offense allowed	42, vs. Davidson	1975
Most offense allowed	789, vs. Marshall	1991
Fewest total offensive plays (opponent)	41, vs. Virginia Tech	1961
	41, vs. Florida State	1954
Most total offensive plays (opponent)	99, vs. Gardner-Webb	2005
Fewest rushing attempts (opponent)	20, vs. West Virginia Tech	1990
	20, vs. Davidson	1973
Most rushing attempts (opponent)	82, vs. Georgia Tech	1975
Fewest passing attempts (opponent)	0, vs. Virginia Tech	1976
Most passing attempts (opponent)	58, vs. Chattanooga	2001
Most points allowed	70, vs. Virginia Tech	1966
Most touchdowns allowed	10, vs. Virginia Tech	1966
	10, vs. Cincinnati	1953
Most rushing touchdowns allowed	8, vs. Furman	1999
Most passing touchdowns allowed	6, vs. Marshall	1991
Most defensive extra points	2, vs. Davidson	1989

Keydets in Overtime: (5-1)

Year	Result	Location
1992	VMI 37, Chattanooga 34 (OT)	Lexington, Va.
1993	VMI 35, Chattanooga 29 (2OT)	Lexington, Va.
1994	VMI 26, Appalachian State 23 (OT)	Boone, N.C.
1996	VMI 34, The Citadel 27 (2OT)	Lexington, Va.
2001	VMI 19, Chattanooga 16 (OT)	Lexington, Va.
2005	VMI 52, Gardner-Webb 55 (2OT)	Lexington, Va.

Single Season

RECORDS

INDIVIDUAL OFFENSE

Most Points Scored

106-Thomas Haskins	1995
92-Thomas Haskins	1996
91-Matt Sharpe	2003
78-Floyd Allen	1981
78-Johnny Mapp	1953

Most Points Responsible for

146-Joey Gibson	2002
138-Howard Dyer	1960
108-Jonathan Wilson	2003
106-Thomas Haskins	1995
106-Howard Dyer	1959

Most Touchdowns Scored

17-Thomas Haskins	1995
15-Thomas Haskins	1996
13-Floyd Allen	1981
13-Johnny Mapp	1953

Most Touchdowns Responsible for

24-Joey Gibson	2002
20-Howard Dyer	1960
18-Jonathan Wilson	2003
17-Thomas Haskins	1995
17-Howard Dyer	1959
17-Thomas Haskins	1996

Most PAT s by Placement

40-Matt Sharpe	2003
37-Matt Sharpe	2002
29-Mike Harris	1995
24-Matt Maxey	2000
24-Vic Kane	1991
23-Wade Hawkins	1990

Most 2-pt Conversions, Running

3-Sam Horner	1958
--------------	------

Most 2-pt Conversion, Passing

9-Howard Dyer	1960
---------------	------

Most 2-pt Conversions, Receiving

3-Dick Willard & Don Kern	1960
3-John Hince	1967

Most Rushing Attempts

291-Floyd Allen	1980
286-Thomas Haskins	1996
265-Floyd Allen	1979

Most Yards Gained Rushing

1,698-Thomas Haskins	1996
1,548-Thomas Haskins	1995
1,509-Thomas Haskins	1994
1,276-Floyd Allen	1980
1,249-Floyd Allen	1979
1,244-Sean Mizzer	2003

Most Rushing Touchdowns

17-Thomas Haskins	1995
15-Thomas Haskins	1996
12-Floyd Allen	1981

Most 100 Yard Rushing Games

8-Thomas Haskins	1996
8-Floyd Allen	1980
7-Sean Mizzer	2003
7-Thomas Haskins	1995
7-Thomas Haskins	1994
7-Floyd Allen	1979
7-Ronnie Norman	1974

Most 200 Yard Rushing Games

4-Thomas Haskins	1996
------------------	------

All Purpose Running

(includes Rushing, Pass Receiving, Punt Returns & Kickoff Returns)

2,134-Thomas Haskins	1995
----------------------	------

2,092-Thomas Haskins	1996
2,011-Mark Stock	1988
2,005-Thomas Haskins	1994
1,509-Sean Mizzer	2003
1,480-Sean Mizzer	2004
1,451-Floyd Allen	1979

Highest Pass Efficiency

175.20-Howard Dyer (55/105, 1,072 yds, 13 TD, 2 int)	1959
133.28-Dave Brown (106/209, 1,995 yds, 10 TD, 14 int)	1986
123.64-Kirk Monteleone (76/120, 808 yds, 5 TD, 6 int)	2004
115.49-Howard Dyer (87/168, 1,222 yds, 8 TD, 11 int)	1960

Most Passes Attempted

348-Al Comer	1985
348-Joey Gibson	2002
329-Dave Brown	1988
296-Jonathan Wilson	2003
295-Jonathan Wilson	2005
287-Murphy Sprinkel	1969
276-Joey Gibson	2001

Most Passes Completed

185-Al Comer	1985
184-Jonathan Wilson	2005
181-Joey Gibson	2002
178-Dave Brown	1988
168-Jonathan Wilson	2003
144-Joey Gibson	2001

Most Yards Gained Passing

2,380-Al Comer	1985
2,328-Joey Gibson	2002
2,260-Jonathan Wilson	2003
2,141-Dave Brown	1988
1,995-Dave Brown	1986

Most TD Passes Thrown

17-Joey Gibson	2002
13-Dave Brown	1988
13-Howard Dyer	1959
12-Jonathan Wilson	2003
11-Hill Ellett	1966

Most TD Passes Caught

9-Mark Stock	1988
9-Carl Rhodes	1965
9-Dick Evans	1959
8-Mark Stock	1986

Best Pass Completion %

63.3-Kirk Monteleone (76-120)	2004
62.4-Jonathan Wilson (184-295)	2005
56.8-Jonathan Wilson (168-296)	2003
55.3-Dave Brown (126-228)	1987
54.1-Dave Brown (178-329)	1989
53.2-Al Comer (185-348)	1985
53.2-Mark Lambert (100-188)	1975
52.4-Howard Dyer (55-105)	1959

Most 200 Yard Passing Games

7-Joey Gibson	2002
6-Jonathan Wilson	2003
5-Al Comer	1985
4-Jonathan Wilson	2005
4-Tom Schultze	1972
4-Dave Brown	1988

Most Field Goals

17-Matt Sharpe	2003
15-Craig Jones	1976
14-Craig Jones	1978
13-Craig Jones	'77 & '79

Highest Field Goal Percentage (min. 10 att.)		
83.3% (10-12) Lee Wimbish	1980	
83.3% (15-18) Craig Jones	1976	
72.7% (8-11) Rick Tufaro	1974	
Most Total Offensive Plays		
460-Al Comer	1985	
455-Joey Gibson	2002	
416-Dave Brown	1988	
Most Yards Total Offense		
2,597-Joey Gibson	2002	
2,424-Al Comer	1985	
2,276-Jonathan Wilson	2003	
1,971-Dave Brown	1988	
Most Passes Caught		
74-Mark Stock	1988	
58-Zohn Burden	2005	
57-Zohn Burden	2004	
54-Tom Radle	1982	
48-Pedro Garcia	2001	
47-Ronnie Moore	1975	
46-Ronnie Moore	1973	
46-Pedro Garcia	2002	
Most Yards Gained Receiving		
1,161-Mark Stock	1988	
1,123-Mark Stock	1986	
803-Pedro Garcia	2002	
742-Zohn Burden	2005	
698-Dick Evans	1959	
676-Ronnie Moore	1973	
Most 100 Yards Receiving Games		
8-Mark Stock	1988	
5-Mark Stock	1986	
3-Mark Stock	1985	
Most Yardage, Kickoff Returns		
750-Kevin Solomon	2002	
634-Titus Green	2001	
628-Richard Holland	2000	
559-Bryant McMillian	1991	
553-Thomas Haskins	1995	
539-Titus Green	2005	
532-Thomas Haskins	1993	
Most Yardage Punt Returns		
349-Eddie Willis	1965	
327-Kerr Kump	1968	
260-Mark Stock	1988	
Most Punts		
101-Jim Bailey	1969	
93-Jim Bailey	1970	
82-Jim Bailey	1971	
Best Punting Average		
42.6-Sam Horner	1958	
42.4-Bobby Jordan	1955	
42.0-Bobby Jordan	1957	
Most Passes Intercepted		
7-Mike Mayo	1985	
7-Frank Ladson	1982	
7-Steve Umberger	1982	
7-Kerr Kump	1967	
Most Passes Had Intercepted		
27-Tom Schultze	1973	
19-Vern Beitzel	1971	
17-Al Comer	1985	
17-Robby Clark	1978	
Most Yardage, Interception Returns		
160-Kerr Kump	1967	
127-Stinson Jones	1961	
122-Andy Tucker	1961	
101-Kerr Kump	1968	
Most Fumbles Recovered		
7-Mark Weiss	1970	


TEAM OFFENSE

Most Touchdowns Scored	44	2003
Fewest Touchdowns Scored	9	1971 & 1997
Most Points Scored	359	2003
Fewest Points Scored	77	1999
Most Rushing Attempts	703	1991
Fewest Rushing Attempts	345	2001
Most Net Yards Gained Rushing	3486	1991
Fewest Net Yards Gained Rushing	691	1969

Most Touchdowns Scored by Rushing	29	1991
Fewest Touchdowns Scored by Rushing	3	1988 & 1999
Most Passes Attempted	426	2001
Fewest Passes Attempted	91	1955
Most Passes Completed	226	2001
Fewest Passes Completed	27	1955
Most Touchdown Passes Thrown	17	1959 & 2002
Fewest Touchdown Passes Thrown	0	1989
Most Yards Gained Passing	2,572	1985
Fewest Yards Gained Passing	438	1955
Most Total Offense Plays	869	2002
Most Total Offense	4,681	2003
Least Total Offense	1,813	1969
Fewest Fumbles Lost	6	1959
Most Fumbles Lost	28	1955
Longest Winning Streak	12	1959-1960
Longest Unbeaten Streak	18	1957-1958
Most Consecutive Conference Victories	9 (Southern)	1959-1960
Most Consecutive Losses	18	1971-1972
Most Consecutive Games without Being Shutout		

TEAM DEFENSE

Most Points Allowed	31	(10/2/76-9/22/79)
Fewest Points Allowed	468	1998
Most First Downs Allowed	93	1959
Fewest First Downs Allowed	268	2000
Most Pass Completions Allowed	126	1958 & 1963
Fewest Pass Completions Allowed	187	2002
Most Pass Attempts (opponents)	40	1975
Fewest Pass Attempts (opponents)	338	2002
Most Passes Intercepted	106	1954
Most Yards, Interception Returns	28	1959
Most TDs Via Interceptions	334	1961
Fewest Passes Intercepted	4	1961
Most Rushing Yards Allowed	4	1964 & 1997
Fewest Rushing Yards Allowed	3,231	1998
Most Passing Yards Allowed	1,313	1954
Fewest Passing Yards Allowed	2,824	1991
Most Total Offense Allowed	562	1975
Least Total Offense Allowed	5,390	2000
Most Total Offensive Plays (opponent)	2,204	1954
Fewest Total Offensive Plays (opponents)	871	1970
Most Rushing Attempts (opponents)	394	1954
Fewest Rushing Attempts (opponents)	643	1974
Fewest Rushing Attempts (opponents)	288	1954



Current Army head coach and former San Diego Chargers, Georgia Tech and Maryland coach Bobby Ross played for the legendary VMI head coach John McKenna in the late '50s.

Seasonal Leaders

RUSHING

		ATT-YARDS
1953	John Mapp	114 - 656
1954	Nick Servidio	124 - 534
1955	Sam Woolwine	100 - 480
1956	Sam Woolwine	107 - 507
1957	Sam Woolwine	105 - 531
1958	Sam Horner	102 - 612
1959	John Trayham	92 - 491
1960	Stinson Jones	82 - 289
1961	Stinson Jones	60 - 256
1962	Bill Davis	81 - 316
1963	Chuck Beale	61 - 284
1964	Granville Amos	68 - 312
1965	Tom Slater	123 - 489
1966	Bob Habasevich	80 - 317
1967	Bob Habesevich	187 - 663
1968	Tom Sowers	221 - 792
1969	Tom Sowers and Tom Byer	68 - 162
	Tom Byer	84 - 162
1970	Mac Bowman	117 - 360
1971	Mac Bowman	224 - 732
1972	Mac Bowman	161 - 641
1973	Bruce Torbett	118 - 407
1974	Ronnie Norman	205 - 1,045
1975	Kim Glidewell	197 - 643
1976	Andre Gibson	121 - 566
1977	Andre Gibson	256 - 1,218
1978	Butch Hostetter	157 - 636
1979	Floyd Allen	265 - 1,249
1980	Floyd Allen	291 - 1,276
1981	Floyd Allen	264 - 861
1982	Stan Bass	197 - 680
1983	Trent Bridges	162 - 630
1984	Trent Bridges	132 - 455
1985	Dan Monahan	91 - 432
1986	Trent Bridges	68 - 283
1987	Joe France	108 - 395
1988	Scott Council	180 - 557
1989	Marcus Mines	118 - 638
1990	Tony Scales	134 - 544
1991	Tony Scales	185 - 1,105
1992	Tony Scales	147 - 577
1993	Thomas Haskins	106 - 594
1994	Thomas Haskins	258 - 1,509
1995	Thomas Haskins	248 - 1,548
1996	Thomas Haskins	286 - 1,698
1997	Avi Hopkins	157 - 623
1998	Gene Cauthen	93 - 351
1999	Gene Cauthen	78 - 298
2000	Gene Cauthen	143 - 566
2001	Gene Cauthen	187 - 710
2002	John Bell	136 - 522
2003	Sean Mizzer	207 - 1,244
2004	Sean Mizzer	176 - 729
2005	Nat Jackson	153 - 622

PASSING

		COMP-ATT-YARDS
1953	David Woolwine	32 - 78 - 440
1954	David Woolwine	35 - 105 - 530
1955	Bill Nebraska	14 - 49 - 216
1956	Duke Johnston	41 - 101 - 653
1957	Duke Johnston	37 - 90 - 520
1958	Bill Nebraska	26 - 67 - 497
1959	Howard Dyer	55 - 105 - 1,072
1960	Howard Dyer	87 - 168 - 1,222
1961	Bobby Mitchell	69 - 162 - 949
1962	Mark Mulrooney	24 - 68 - 263
1963	Butch Nunnally	53 - 124 - 744
1964	Charlie Sneed	65 - 133 - 899
1965	Hill Ellett	92 - 210 - 1,254
1966	Hill Ellett	105 - 205 - 1,281
1967	Russ Quay	75 - 151 - 912

1968	Murphy Sprinkel	81 - 222 - 1,163
1969	Murphy Sprinkel	95 - 187 - 1,004
1970	Gary Shope	38 - 114 - 462
1971	Vern Beitzel	77 - 204 - 934
1972	Tommy Schultze	120 - 242 - 1,728
1973	Tommy Schultze	116 - 242 - 1,400
1974	Tony Farry	51 - 117 - 609
1975	Mark Lambert	100 - 188 - 1,176
1976	Robby Clark	40 - 96 - 516
1977	Robby Clark	54 - 105 - 867
1978	Robby Clark	70 - 173 - 872
1979	John Bangley	62 - 122 - 791
1980	Dan Fritz	83 - 186 - 1,202
1981	Kelly Raber	110 - 215 - 1,450
1982	Kelly Raber	115 - 231 - 1,256
1983	Al Comer	97 - 214 - 1,109
1984	Jim Daly	60 - 124 - 614
1985	Al Comer	185 - 348 - 2,380
1986	Dave Brown	106 - 209 - 1,995
1987	Dave Brown	126 - 228 - 1,386
1988	Dave Brown	178 - 329 - 2,141
1989	Tony Scales	16 - 43 - 337
1990	Tony Scales	39 - 93 - 751
1991	Tony Scales	30 - 82 - 613
1992	Tony Scales	69 - 153 - 1,312
1993	Spike Johnson	29 - 74 - 377
1994	Al Lester	96 - 224 - 1,107
1995	Al Lester	100 - 207 - 1,159
1996	Al Lester	77 - 146 - 765
1997	Al Lester	63 - 159 - 686
1998	Aaron Mitchell	53 - 102 - 916
1999	Joey Gibson	20 - 48 - 268
2000	Joey Gibson	120 - 236 - 1,439
2001	Joey Gibson	144 - 276 - 1,572
2002	Joey Gibson	181 - 348 - 2,328
2003	Jonathan Wilson	108 - 296 - 2,260
2004	Kirk Monteleone	76 - 120 - 808
2005	Jonathan Wilson	184 - 295 - 1,861

RECEIVING

		REC - YARDS
1953	Charlie Boyd	12 - 127
1954	Tom Dooley	11 - 229
1955	Dale Vaughn	6 - 92
1956	Bobby Jordan	14 - 249
1957	Bobby Jordan	19 - 317
1958	Carl Kasko	12 - 220
1959	Dick Evans	35 - 698
1960	Stinson Jones	26 - 394
1961	Kenny Reeder	26 - 323
1962	Kenny Reeder	12 - 159
1963	Joe Bush	20 - 333
1964	Joe Bush	18 - 232
1965	Carl Rhodes	32 - 518
1966	Bill McGowan	23 - 235
1967	Frank Easterly	43 - 506
1968	Frank Easterly	36 - 508
1969	Colby Trammell	29 - 324
1970	Steve Conlan	26 - 291
1971	Don Reisch	18 - 183
1972	Ronnie Moore	40 - 673
1973	Ronnie Moore	46 - 676
1974	Allen Morgan	21 - 308
1975	Ronnie Moore	47 - 662
1976	Johnny Garnett	23 - 329
1977	Johnny Garnett	23 - 371
1978	Robert Savage	22 - 358
1979	Brian Quisenberry	23 - 265
1980	Brian Quisenberry	16 - 238
1981	Teddy Gottwald	25 - 385
1982	Tom Radle	54 - 598
1983	Steve Pancham	33 - 334
1984	Steve Pancham	38 - 475
1985	Mark Stock	31 - 605
1986	Mark Stock	45 - 1,123

1987	James Wright	37 - 566
1988	Mark Stock	74 - 1,161
1989	Mark Rumph	16 - 276
1990	Dan Lyle	23 - 520
1991	Dan Lyle	16 - 424
1992	Dan Lyle	29 - 631
1993	Marlon Anderson	21 - 287
1994	Timmy Williams	23 - 476
1995	Jeff Hubbard	40 - 603
1996	Ed Pearson	22 - 262
1997	Richard Holland	37 - 464
1998	Teray Frost	37 - 654
1999	Aaron Yarbough	11 - 153
2000	Teray Frost	41 - 621
2001	Pedro Garcia	48 - 540
2002	Pedro Garcia	46 - 803
2003	Zohn Burden	36 - 599
2004	Zohn Burden	57 - 595
2005	Zohn Burden	58 - 742

TOTAL OFFENSE

		RUSH	PASS	TOTAL
1953	John Mapp	656	0	656
1954	Dave Woolwine	178	530	708
1955	Sam Woolwine	480	0	480
1956	Duke Johnston	78	653	731
1957	Duke Johnston	277	520	797
1958	Bill Nebraska	171	497	668
1959	Howard Dyer	110	1,072	1,182
1960	Howard Dyer	256	1,222	1,478
1961	Bobby Mitchell	-32	949	917
1962	Bill Davis	316	0	316
1963	Butch Nunnally	46	744	790
1964	Charlie Sneed	-56	899	843
1965	Hill Ellett	-36	1,254	1,218
1966	Hill Ellett	-84	1,281	1,197
1967	Russ Quay	196	912	1,108
1968	Murphy Sprinkel	-157	1,163	1,006
1969	Murphy Sprinkel	-90	1,004	914
1970	Gary Shope	169	462	631
1971	Vern Beitzel	-88	934	846
1972	Tom Schultze	-368	1,728	1,360
1973	Tom Schultze	-158	1,400	1,242
1974	Ronnie Norman	1,045	0	1,045
1975	Mark Lambert	-64	1,176	1,112
1976	Robby Clark	348	516	864
1977	Andre Gibson	1,218	25	1,243
1978	Robby Clark	11	872	883
1979	Floyd Allen	1,249	0	1,249
1980	Floyd Allen	1,276	0	1,276
1981	Kelly Raber	39	1,450	1,489
1982	Kelly Raber	170	1,256	1,426
1983	Al Comer	6	1,109	1,115
1984	Jim Daly	-12	614	602
1985	Al Comer	44	2,380	2,424
1986	Dave Brown	-96	1,995	1,899
1987	Dave Brown	-73	1,368	1,295
1988	Dave Brown	-170	2,141	1,971
1989	Marcus Mines	638	0	638
1990	Tony Scales	544	751	1,295
1991	Tony Scales	1,105	613	1,718
1992	Tony Scales	577	1,312	1,889
1993	Thomas Haskins	594	68	662
1994	Thomas Haskins	1,509	0	1,509
1995	Thomas Haskins	1,548	0	1,548
1996	Thomas Haskins	1,698	60	1,758
1997	Al Lester	76	686	762
1998	Aaron Mitchell	85	916	1,001
1999	Joey Gibson	110	268	378
2000	Joey Gibson	-36	1,439	1,403
2001	Joey Gibson	47	1,572	1,619
2002	Joey Gibson	269	2,328	2,597
2003	Jonathan Wilson	16	2,260	2,276
2004	Kirk Monteleone	76	808	884
2005	Jonathan Wilson	6	1,861	1,867

1,000 Yard Club

RUSHING

	YEAR	ATT.-YARDS
Thomas Haskins	1996	286-1,698
Thomas Haskins	1995	248-1,548
Thomas Haskins	1994	258-1,509
Floyd Allen	1980	291-1,276
Floyd Allen	1979	265-1,249
Sean Mizzer	2003	207-1,244
Andre Gibson	1977	256-1,218
Tony Scales	1991	185-1,105
Ronnie Norman	1974	205-1,045

RECEIVING (500 YDS.)

	YEAR	REC.-YARDS
Mark Stock	1988	74-1,161
Mark Stock	1986	45-1,123
Pedro Garcia	2002	46-803
Zohn Burden	2005	58-742
Dick Evans	1959	35-698
Ronnie Moore	1973	46-676
Ronnie Moore	1972	40-673
Ronnie Moore	1975	47-662
Teray Frost	1998	37-654
Dan Lyle	1992	29-631
Teray Frost	2000	41-621
Mark Stock	1985	31-605
Jeff Hubbard	1995	40-603
Zohn Burden	2003	36-599
Tom Radle	1982	54-598
Zohn Burden	2004	57-595
James Wright	1987	37-566
Pedro Garcia	2001	48-540
Dan Lyle	1990	23-520
Carl Rhodes	1965	32-518
Frank Easterly	1968	36-508
Frank Easterly	1967	43-506

PASSING

	YEAR	COMP-ATT.-YARDS
Al Comer	1985	185-348 - 2,380
Joey Gibson	2002	181-348 - 2,328
Jonathan Wilson	2003	168-296 - 2,260
Dave Brown	1988	178-329 - 2,141
Dave Brown	1986	106-209 - 1,995
Jonathan Wilson	2005	184-295 - 1,861
Tommy Schultze	1972	120-242 - 1,728
Joey Gibson	2001	144-276 - 1,572
Kelly Raber	1981	110-215 - 1,450
Joey Gibson	2000	120-236 - 1,439
Tommy Schultze	1973	116-242 - 1,400
Dave Brown	1987	126-228 - 1,368
Tony Scales	1992	69-153 - 1,312
Hill Ellett	1966	105-205 - 1,281
Kelly Raber	1982	115-231 - 1,256
Hill Ellett	1965	98-210 - 1,254
Howard Dyer	1960	87-168 - 1,222
Dan Fritz	1980	83-186 - 1,202
Mark Lambert	1975	100-188 - 1,176
Murphy Sprinkel	1968	81-222 - 1,163
Al Lester	1995	100-207 - 1,159
Al Lester	1994	96-224 - 1,107
Al Comer	1983	97-214 - 1,109
Howard Dyer	1959	55-105 - 1,072
Murphy Sprinkel	1969	95-287 - 1,004

TOTAL OFFENSE

PLAYER	YEAR	RUSHES	YARDS	-----PASSES-----			TOTAL PLAYS	TOTAL YARDS	PER GAME AVG.
				COMP.	ATT.	YARDS			
QB Joey Gibson	2002	107	269	181	348	2,328	455	2,597	216.4
QB Al Comer	1985	112	44	185	348	2,380	460	2,424	220.4
QB Joey Gibson	2001	49	47	144	276	1,572	325	1,619	202.4
QB Dave Brown	1986	99	-96	106	209	1,995	308	1,899	189.9
QB Jonathan Wilson	2003	71	16	168	296	2,260	367	2,276	189.7
QB Dave Brown	1988	87	-170	178	329	2,141	416	1,971	183.7
QB Joey Gibson	2000	61	-36	120	236	1,439	297	1,403	175.4
QB Tony Scales	1992	147	1,312	69	153	1,312	300	1,889	171.7
QB Jonathan Wilson	2005	91	6	184	295	1,861	386	1,867	169.7
TB Thomas Haskins	1996	292	1,698	2	6	60	292	1,758	159.8
QB Tony Scales	1991	185	1,105	30	82	613	267	1,718	156.2
QB Kelly Raber	1981	79	39	110	215	1,450	294	1,489	148.9
QB Howard Dyer	1960	92	256	87	168	1,222	260	1,478	147.8
TB Thomas Haskins	1995	248	1,548	0	2	0	250	1,548	140.7
TB Thomas Haskins	1994	258	1,509	0	1	0	259	1,509	137.2
QB Kelly Raber	1982	93	170	115	231	1,256	324	1,426	129.6
QB Tom Schultze	1972	89	-360	120	242	1,728	331	1,360	123.6
QB Al Lester	1995	108	199	100	207	1,159	315	1,358	123.5
QB Hill Ellett	1965	77	-36	98	210	1,254	287	1,218	121.8
QB Hill Ellett	1966	60	-84	105	205	1,281	265	1,197	119.7
QB Howard Dyer	1959	56	110	55	105	1,072	161	1,182	118.2
QB Dave Brown	1987	96	-73	126	228	1,368	324	1,295	117.7
QB Tony Scales	1990	134	544	39	93	751	227	1,295	117.7
TB Floyd Allen	1980	291	1,276	0	0	0	291	1,276	116.0
TB Floyd Allen	1979	265	1,249	0	0	0	265	1,249	113.5
TB Andre Gibson	1977	256	1,218	2	5	25	261	1,243	113.0
QB Tom Schultze	1973	65	-158	116	242	1,400	307	1,242	112.9
QB Russ Quay	1967	106	196	72	151	912	178	1,108	110.8
QB Al Comer	1983	61	6	97	214	1,109	275	1,115	101.4
QB Mark Lambert	1975	46	-64	100	188	1,176	234	1,112	101.1
QB Murphy Sprinkel	1968	93	-157	81	222	1,163	315	1,006	100.6
TB Ronnie Norman	1974	205	1,045	0	0	0	205	1,045	96.4
QB Al Lester	1994	51	-77	96	224	1,107	275	1,030	93.6
QB Dan Fritz	1980	68	-188	83	186	1,202	254	1,014	92.2
QB Aaron Mitchell	1998	160	85	53	102	916	262	1,001	91.0

Career RECORDS

RUSHING

Most Attempts

Thomas Haskins	898	1993-96
Floyd Allen	860	1978-81
Kim Glidewell	614	1973-76
Tony Scales	562	1989-92
Sean Mizzer	532	2002-05
Mac Bowman	502	1970-72
Gene Cauthen	501	1998-2001

Most Net Yards

Thomas Haskins	5,349	1993-96
Floyd Allen	3,569	1978-81
Sean Mizzer	2,711	2002-05
Tony Scales	2,475	1989-92
Marcus Mines	2,430	1989-92
Kim Glidewell	2,168	1973-76
Andre Gibson	2,097	1974-77

Most Touchdowns

Thomas Haskins	50	1993-96
Floyd Allen	27	1978-81
Marcus Mines	26	1989-92
Tony Scales	19	1989-92
Sean Mizzer	18	2002-05
Kim Glidewell	18	1973-76
Sam Horner	16	1956-59

Most 100 Yd. Rushing Games

Thomas Haskins	24	1993-96
Floyd Allen	17	1978-81
Sean Mizzer	13	2002-05
Andre Gibson	9	1974-77
Ronnie Norman	9	1972-74

Most 200 Yd. Rushing Games

Thomas Haskins	10	1993-96
Tony Scales	2	1989-92

Most Consecutive 100 Yd. Rushing Games

Floyd Allen	6	1980
Thomas Haskins	5	1996
Sean Mizzer	4	2003
Andre Gibson	4	1977
Five people	3	

TOTAL OFFENSE (RUSHING & PASSING COMBINED)

Most Total Plays

Dave Brown	1,072	1985-88
Al Lester	1,061	1994-97
Tony Scales	932	1989-92
Al Comer	919	1982-85
Thomas Haskins	911	1993-96
Floyd Allen	860	1978-81

Most Total Yards Gained

Tony Scales	5,488	1989-92
Thomas Haskins	5,477	1993-96
Dave Brown	5,205	1985-88
Al Lester	4,212	1994-97
Al Comer	4,130	1982-85

PUNT RETURNS

Most Returns

Ronnie Moore	65	1972-75
Mark Stock	63	1985-88
Gary McNeal	56	1975-78

Most Yardage

Ronnie Moore	741	1972-75
Mark Stock	530	1985-88
Gary McNeal	518	1975-78

PASS INTERCEPTIONS

Most Passes Intercepted

Mike Mayo	15	1984-87
Stinson Jones	14	1958-61
Musa Sarki	12	2000-03
Steve Umberger	12	1980-82
Kerr Kump	12	1966-68
Frank Ladson	11	1982-83
Chris Clark	10	1984-87

Most Yards Gained

Kerr Kump	261	1966-68
Stinson Jones	205	1958-61
Mike Mayo	205	1984-87

Most Touchdowns Scored

Stinson Jones	2	1958-61
---------------	---	---------

PUNTING

Most Punts

Jim Bailey	276	1969-71
Brent Barth	272	1999-2002
Brian Southard	216	1989-92
Ron Bongiovanni	200	1972-74

Most Yards

Brent Barth	11,438	1999-2002
Jim Bailey	10,127	1969-71
Brian Southard	7,823	1989-92
Ron Bongiovanni	7,337	1972-74

Highest Average

(min. 60 punts)			
Brent Barth	42.1	1999-2002	(272 punts for 11,438 yards)
Sam Horner	41.8	1956-59	(65 punts for 2,718 yards)

PASSING

Pass Efficiency

Howard Dyer	139.74	1958-60	(149/286, 2453 yds., 22 TD, 14 int.)
Dave Brown	117.18	1985-88	(416/780, 5603 yds., 28 TD, 44 int.)
Hill Ellett	102.54	1964-66	(219/460, 2771 yds., 23 TD, 28 int.)

Most Attempts

Joey Gibson	908	1999-2002
Dave Brown	780	1985-88
Al Lester	746	1994-97
Al Comer	694	1982-85
Jonathan Wilson	629	2003-05
Murphy Sprinkel	560	1968-70

Most Completions

Joey Gibson	465	1999-2002
Dave Brown	416	1985-88
Jonathan Wilson	374	2003-05
Al Comer	337	1982-85
Al Lester	336	1994-97
Tom Schultze	236	1972-73

Most Passes Had Intercepted

Dave Brown	44	1985-88
Tom Schultze	43	1972-73
Al Comer	39	1982-85
Murphy Sprinkel	37	1968-70
Robby Clark	36	1975-78
Al Lester	36	1994-97

Most Passing Yards

Joey Gibson	5,607	1999-2002
Dave Brown	5,603	1985-88
Jonathan Wilson	4,337	2003-05
Al Comer	4,050	1982-85
Al Lester	3,717	1994-97
Tom Schultze	3,128	1972-73

Most Touchdown Passes Thrown

Joey Gibson	38	1999-2002
Dave Brown	28	1985-88
Jonathan Wilson	23	2003-05
Hill Ellett	23	1964-66
Howard Dyer	22	1958-60

Highest Completion Percentage

Jonathan Wilson	(374-629)	59.5%	2003-05
Dave Brown	(416-780)	53.3%	1985-88
Howard Dyer	(149-286)	52.1%	1958-60
Joey Gibson	(465-908)	51.2%	1999-2002

Most 200 Yard Passing Games

Joey Gibson	13	1999-2002
Jonathan Wilson	11	2003-05
Dave Brown	8	1985-88
Tom Schultze	6	1972-73

PASS RECEIVING**Most Passes Caught**

Mark Stock	165	1985-88
Zohn Burden	162	2002-05
Ronnie Moore	153	1972-75
Gary Price	117	2002-05
James Wright	114	1984-87
Steve Panchan	111	1982-85
T.J. Snelling	105	2000-03
Pedro Garcia	98	1998-99, 2001-02

Most Yards Gained

Mark Stock	3,091	1985-88
Ronnie Moore	2,297	1972-75
Zohn Burden	2,111	2002-05
Dan Lyle	1,794	1989-92
James Wright	1,507	1984-87
Teray Frost	1,477	1997-2000
Pedro Garcia	1,373	1998-99, 2001-02

Most TD Passes Caught

Mark Stock	20	1985-88
Zohn Burden	13	2002-05
Teray Frost	13	1997-2000
Ronnie Moore	12	1972-75

Most Consecutive Games Catching Passes

Zohn Burden	34	2002-05
Gary Price	34	2002-05
Kevin Solomon	23	1999-2002
Mark Stock	22	1985-88
Ronnie Moore	22	1972-73
Johnny Garnett	18	1976-77

Most 100 Yard Receiving Games

Mark Stock	17	1985-88
Zohn Burden	5	2002-05
Ronnie Moore	4	1972-75
Dan Lyle	3	1989-92
Keith Washington	3	1983-86
Teray Frost	3	1997-00

Most Returns**KICKOFF RETURNS**

James Wright	82	1984-87
Ronnie Moore	76	1972-75
Thomas Haskins	73	1993-96
Titus Green	67	2001,03,05

*(Includes rushing, pass receiving, punt returns and kickoff returns)***ALL-PURPOSE RUNNING****Most Attempts**

Thomas Haskins	1022	1993-96
Floyd Allen	911	1978-81
Kim Glidewell	646	1973-76
Sean Mizzer	636	2002-05

Most Total Yardage

Thomas Haskins	7,405	1993-96
Ronnie Moore	4,652	1972-75
Mark Stock	4,366	1985-88
Floyd Allen	4,131	1978-81
Sean Mizzer	4,008	2002-05
James Wright	3,248	1984-87
Teray Frost	3,204	1999-2000

Most Touchdowns**SCORING**

Thomas Haskins	50	1993-96
Floyd Allen	29	1978-81
Marcus Mines	27	1989-92
Sean Mizzer	21	2002-05
Mark Stock	20	1985-88
Tony Scales	19	1989-92
Kim Glidewell	18	1973-76
Bobby Jordan	18	1954-57
Ronnie Moore	17	1972-75
Howard Dyer	17	1958-60

Most Touchdowns Responsible For (Includes TD Passes)

Thomas Haskins	53	1993-96
Joey Gibson	47	1999-2002
Howard Dyer	39	1958-60
Jonathan Wilson	34	2003-05

Most Points Responsible For

Thomas Haskins	326	1993-96
Joey Gibson	286	1999-2002
Howard Dyer	256	1958-60
Craig Jones	221	1976-79
Jonathan Wilson	206	2003-05

Most Kick PAT's Attempted

Matt Sharpe	101	2001-03
Mike Harris	78	1995-98
Craig Jones	60	1976-79
Wade Hawkins	57	1987-90
Mike Harris	56	1995-96
Geoff Goff	50	1991-94

Most Kick PAT's Scored

Matt Sharpe	95	2001-03
Mike Harris	73	1995-98
Craig Jones	56	1976-79
Wade Hawkins	53	1987-90
Mike Harris	51	1995-96
Geoff Goff	45	1991-94
David Tyler	43	1982-84
Barrett Way	38	2004-05

Most 2-Pt. Conversions Attempted

Howard Dyer	27	1958-60
Bobby Mitchell	12	1959-61

Most 2-Pt. Conversions Scored

Don Kern	6	1958-60
Tony Scales	4	1989-92
John Hince	4	1965-67
Thomas Haskins	4	1993-96

Most Field Goals Attempted

Craig Jones	83	1976-79
Wade Hawkins	52	1987-90
Mike Harris	48	1995-98
Matt Sharpe	38	2001-03
Lee Wimbish	32	1980-83
Mike Cole	32	1971-73
Geoff Goff	27	1991-94
Don Cupit	27	1969-70

Most Field Goals Scored

Craig Jones	55	1976-79
Wade Hawkins	31	1987-90
Matt Sharpe	27	2001-03
Mike Harris	27	1995-98
Barrett Way	19	2004-05
Mike Cole	17	1971-73
Geoff Goff	16	1991-94
Lee Wimbish	16	1980-83
Rick Tufaro	15	1974-75
Don Cupit	15	1969-70

Most Points Scored by Kicking

Craig Jones	221	1976-79
Mike Harris	154	1995-98
Matt Sharpe	176	2001-03
Wade Hawkins	146	1987-90
Barrett Way	95	2004-05
Geoff Goff	93	1991-94
Mike Harris	84	1995-96
Mike Cole	84	1971-73

Highest Field Goal Percentage (min. 20 attempts)

Barrett Way	76.0%	(19-25)	2004-05
Rick Tufaro	71.4%	(15-21)	1974-75
Matt Sharpe	71.1%	(27-38)	2001-03
Craig Jones	66.3%	(55-83)	1976-79
Wade Hawkins	59.6%	(31-52)	1987-90
Geoff Goff	59.6%	(16-27)	1991-94

Most Points Scored

Thomas Haskins	308	1993-96
Craig Jones	221	1976-79
Matt Sharpe	176	2001-03
Floyd Allen	176	1978-81
Marcus Mines	164	1989-92
Mike Harris	154	1995-98
Wade Hawkins	146	1987-90
Bobby Jordan	137	1954-57
Sean Mizzer	126	2002-05

Defensive

R E C O R D S

SINGLE GAME LEADERS

Solo Tackles (First Hits)

16 John Willison	William & Mary	1976
16 Walt Bellamy	Virginia	1979
15 Glen Ralston	Appalachian State	1984
15 Bruce Kitchen	Virginia Tech	1979
15 Frank Ladson	Richmond	1983

Total Tackles

25 Glen Ralston	Western Carolina	1984
24 Mike Mayo	Richmond	1985
23 Glen Ralston	Appalachian State	1984
22 Mike Rogers	William & Mary	1996
21 Mike Rogers	ETSU	1996
20 Matt Kluk	Georgia Southern	1999
20 Anthony McIntosh	The Citadel	1988

SEASONAL LEADERS

Solo Tackles (First Hits)

2005 Justin Huggard	50
2004 Robert Mason	66
2003 Derik Screen	60
2002 Robert Mason	44
2001 Derik Screen	61
2000 Chris Walsh	64
1999 Deffy Mubangu	58
1998 Quesuan Wigfall	60
1997 Mike Rogers	67
1996 Cornell Lewis	89
1995 Kelly Cook	62
1994 Terry Tucker	60
1993 Kevin Reardon	71
1992 Camillus Musselman	91
1991 Camillus Musselman	66
1990 Wayne Purcell	64
1989 Wayne Purcell	68
1988 Anthony McIntosh	81
1987 Dan Young	86
1986 Andy Titone	88
1985 Ambrose Phillips	50
1984 Glen Ralston	86
1983 Frank Ladson	77
1982 Jim Rice	50
1981 Melvin Rucker	88
1980 Melvin Rucker	70
1979 Walt Bellamy	77
1978 Walt Bellamy	69
1977 Ned Stepanovich	55
1976 John Willison	79
1975 Glen Jones	76
1974 John Willison & Phil Upton	77

Total Tackles (Solo and Assists)

2005 Justin Huggard	136
2004 Robert Mason	120
2003 Derik Screen	144
2002 Robert Mason	80
2001 Derik Screen	106
2000 Chris Walsh	113
1999 Deffy Mubangu	98
1998 Andre Curtis	106
1997 Mike Rogers	151
1996 Mike Rogers	156
1995 Kelly Cook	121
1994 Terry Tucker	93
1993 Kevin Reardon	119
1992 Camillus Musselman	127
1991 Camillus Musselman	130
1990 Wayne Purcell	94
1989 Wayne Purcell	102
1988 Anthony McIntosh	128
1987 Dan Young	128
1986 Andy Titone	118
1985 Mike Mayo	89
1984 Glen Ralston	144
1983 Frank Ladson	106
1982 Jim Rice	92
1981 Melvin Rucker	158
1980 Melvin Rucker	141
1979 Walt Bellamy	124
1978 Walt Bellamy	122
1977 Ned Stepanovich	90
1976 John Willison	110
1975 Glen Jones	114
1974 John Willison	126

Fumbles Recovered

2005 Todd Baldwin & Travis Ludden	2
2004 4 Players with	2
2003 Justin Huggard & Mike Maleski	2
2002 10 Players with	1
2001 Derik Screen	2
2000 Quesuan Wigfall	4
1999 Richard Holland	3
1998 David Budlong & Darius Parker	2
1997 Mike Rogers & Quesuan Wigfall	2
1996 Matt Coley	2
1995 Kelly Cook & Tom Curran	2
1994 Damon Pinero	3
1993 Drew Dunnington	4
1992 Eugene Pribila & Mike Morgan	2
1991 Six Players With	1
1990 Todd Washington	3
1989 Mike Kemp	3
1988 Anthony McIntosh	3
1987 Todd Freiwald	2
1986 Andy Titone	3
1985 Three Players With	3
1984 Jimmy Walker	3
1983 Three Players With	2
1982 Blake Hippenstiel	4
1981 Jim Rice	4
1980 Barry Smith	2
1979 Tim Cox	3
1978 Walt Bellamy	2
1977 Glen Jones & Dale Ogg	3
1976 Four Players With	3
1975 Eric Radford	3
1974 Terry White	4

Passes Intercepted

2005 4 Players with	2
2004 Justin Huggard & Jamaal Walton	2
2003 Musa Sarki	5
2002 Musa Sarki	6
2001 DeAngello Plather	3
2000 Richard Holland	3
1999 Richard Holland & Deffy Mubangu	2
1998 John Herrin	3
1997 Four players with	1
1996 Demond Ferebee	5
1995 Kelly Cook & Timmy Williams	2
1994 Torre Costin	3
1993 Kevin Reardon	3
1992 Mike Morgan & Terry Tucker	2
1991 Dewayne Arkadie	5
1990 Boo Lassiter	5
1989 Five Players with	1
1988 Three Players with	2
1987 Mike Mayo	5
1986 Mike Mayo	3
1985 Mike Mayo	7
1984 Scott Vaughn	3
1983 Frank Ladson	4
1982 Frank Ladson & Steve Umberger	7
1981 Les Dunnville & Steve Umberger	4
1980 Les Dunnville	3
1979 Tim Cox	3
1978 Four Players with	2
1977 Tim Cox & Gary McNeal	3
1976 Bobby McQueen	4
1975 Bobby McQueen	5

CAREER LEADERS

Solo Tackles

John Willison	1973-76	257
Glen Jones	1974-77	243
Camillus Musselman	1990-93	220
Mike Rogers	1994-97	207
Melvin Rucker	1979-82	203
Walt Bellamy	1977-79	188
Wayne Purcell	1987-90	188
Robert Mason	2002-05	183
Mike Mayo	1984-87	166

Total Tackles (Solo & Assists)

Mike Rogers	1994-97	457
John Willison	1973-76	456
Melvin Rucker	1979-82	399
Robert Mason	2002-05	371
Glen Jones	1974-77	367
Derik Screen	2000-03	357
Andre Curtis	1995-98	354
Camillus Musselman	1990-93	352
Chris Walsh	1999-2002	349
Todd Baldwin	2002-05	346

All-Conference Players

FIRST TEAM, ALL-BIG SOUTH

SEASON	NAME, CLASS, POSITION
2003	Sean Mizzer, '06, RB
2003	Sam Brown, '04, OL
2003.05	Vicheal Foxx, '05, DT
2003	Derik Screen, '04, LB
2003	Musa Sarki, '04, DB
2003	Matt Sharpe, '04, PK
2004.05	Zohn Burden '06, WR
2004.05	Justin Huggard '06, LB
2004.05	Robert Mason '06, DB
2004	Ross Booth '05, LS
2005	Jeremy Ward '06, OL

FIRST TEAM, ALL-SOUTHERN CONFERENCE

SEASON	NAME, CLASS, POSITION
1935.36	Jim Farley, '37, G
1937.38	Paul Shu, '39, B
1942	Joe Muha, '43, B
1945.47	Chi Mills, '48, T
1945	Lyn Chewning, '49C, B
1952	Bill Brehaney, '53, B
1953	Johnny Mapp, '54, B
1956, 57	Sam Woolwine, '58, B
1957, 58	Jim McFalls, '59, T
1957	Lou Farmer, '58, G
1957	Bobby Jordan, '58, B
1958	Jerry Borst, '59, C
1958, 59	Sam Horner, '60, B
1959, 60	Howard Dyer, '61, B
1960	Don Kern, '61, B
1960	Lou Shuba, '61, G
1962, 63	Bill Welsh, '64, T
1964	Mike Patterson, '65, DB
1964.65	John Turner, '66, DT
1965.66.67	Bob Schmalzriedt, '68, LB
1967	Bob Habasevich, '69, HB
1967.68	Bob Biddle, '69, OG
1968	Kerr Kump, '68, DB
1970	Don Cupit, '72, KS
1971	Pete Ramsey, '72, OT
1972.73.74	Andy Dearman, '75, OT
1973	Gene Williams, '74, DB
1974	Doug Hines, '76, C
1974	Ronnie Norman, '75, RB
1974.75	Ronnie Moore, '76, WR
1976.77	Ned Stepanovich, '78, DT
1976	Ed Glackin, '77, OT
1977	Andre Gibson, '78, RB
1977	Tom Replogle, '78, OG
1977	Greg Arnett, '78, DE
1977	Glen Jones, '78, LB
1977	Gary McNeal, '79, DB
1978	Bob Bookmiller, '79, OT
1977.78.79	Craig Jones, '80, KS
1979	Walt Bellamy, '80, DB
1979	John Shuman, '80, OT
1979.80.81	Floyd Allen, '82, RB
1980.81	Mike Eden, '82, DB
1981	Austin Beckham, '82, C
1981	Wade Foltz, '82, DE
1981.82	Melvin Rucker, '83, LB
1981.82	Jay Lasek, '83, OG
1982	Tom Radle, '83, TE
1984	Steve Pancham, '86, TE
1985.87	Mike Mayo, '88, DB
1988	Mark Stock, '88, WR
1991.92	Lorenzo Carpenter, '93, C
1991	Mike Perfetti, '92, DT
1994, 95, 96	Thomas Haskins, '97, TB
1996	Mike Rogers, '98, LB
2000	Richard Holland, '01 DB and RS
2002	Brent Barth, '03, P
2002	Joey Gibson, '02, QB

BIG SOUTH PLAYERS-OF-THE-WEEK

2003	- (freshman) - Adam Peters, punter, (8/30)
	- (offense) - Sean Mizzer, running back (9/6)
	- (defense) - Vicheal Foxx, defensive tackle (10/4)
	- (defense) - Justin Huggard, linebacker (10/11)
	- (special teams) - Matt Sharpe, placekicker (10/18)
	- (defense) - Derik Screen, linebacker (10/25)
	- (special teams) - Matt Sharpe, placekicker (11/1)
2004	- (defense) - Justin Huggard, linebacker (9/20)

	- (defense) - Robert Mason, defensive back (10/18)
	- (defense) - Robert Mason, defensive back (11/22)
	- (special teams) - Barrett Way, placekicker (11/8)
2005	- (offense) - Jonathan Wilson, quarterback (9/5)
	- (defense) - Justin Huggard, linebacker (9/19)
	- (defense) - Robert Mason, defensive back (9/26)
	- (defense) - Justin Huggard, linebacker (10/3)
	- (offense, Co-) - Jonathan Wilson, quarterback (10/3)
	- (defense) - Todd Baldwin, linebacker (10/10)
	- (special teams Co-) - Barrett Way, placekicker (10/24)

SOCON PLAYERS-OF-THE-WEEK

1962	- Donny White, back (9/29)
1963	- Joe Straub, guard (9/21)
	- Charlie Cole, center (10/26)
	- Bill Welsh, tackle (11/28)
1965	- John Turner, tackle (10/16)
	- Hill Ellett, quarterback (11/6 & 11/25)
1966	- Don Taylor, guard (9/17)
1967	- Charlie Bishop, quarterback (9/16)
	- Kerr Kump, defensive back (11/11)
1968	- Paul Fraim, defensive back (10/5)
	- John Griffin, linebacker (11/9)
1970	- Jerry Acuff, defensive tackle (9/12)
1971	- Mac Bowman, tailback (9/18)
1972	- Mac Bowman, tailback (11/4)
	- Phil Upton, middle guard (11/18)
1973	- Gene Williams, defensive back (10/6)
1974	- Ronnie Moore, wide receiver (9/28)
	- John Willison, linebacker (10/5)
	- Phil Upton, middle guard (10/12 & 11/23)
1975	- Glen Jones, linebacker (9/13)
	- Ronnie Moore, wide receiver (9/27)
1976	- Greg Arnett, defensive end (10/30)
1977	- Craig Jones, placekicker (9/10)
	- Andre Gibson, tailback (10/8)
	- Gary McNeal, defensive back (10/15)
	- Robby Clark, quarterback (11/5)
1978	- Mike Alston, defensive back (10/14)
1979	- Floyd Allen, tailback (10/6) & (10/27)
1980	- Bruce Kitchen, linebacker (9/6)
	- Melvin Rucker, linebacker (9/13) & (11/15)
	- Chris Timmons, defensive tackle (10/18)
1981	- Melvin Rucker, linebacker (11/14) & (11/21)
	- Floyd Allen, tailback (9/12) & (10/24)
	- Leslie Dunnville, defensive back (9/19)
1982	- Tom Radle, tight end (9/11)
	- Barry Smith, defensive end (11/13)
1985	- Mike Mayo, defensive back (10/12)
	- Al Comer, quarterback (10/26)
1986	- David Brown, quarterback (10/11)
	- Mark Stock, wide receiver (11/22)
1988	- Jeff Barnes, defensive end (10/24)
	- Wayne Purcell, linebacker (11/19)
1989	- Raymond Flowers, linebacker (11/11)
	- (freshman) - Tony Scales, quarterback (9/16)
	- (freshman) - Dewayne Arkadie, defensive back (11/18)
1990	- Tony Scales, quarterback (9/15 & 10/13)
	- (freshman) - Butch Jennings, fullback (9/1)
1991	- Tony Scales, quarterback (9/7 & 9/14)
	- Dewayne Arkadie, defensive back (9/28)
	- (freshman) - Tim Williams, defensive back (9/7)
1992	- (freshman) - Terry Tucker, strong safety (9/19)
	- (freshman) - Marlon Anderson, wide receiver, (9/26)
	- (freshman) - Marlon Anderson, wide receiver (11/21)
1993	- (freshman) - Thomas Haskins, halfback (11/6)
	- Thomas Haskins, halfback (11/13)
1994	- Thomas Haskins, tailback (9/3)
	- Thomas Haskins, tailback (11/19)
1995	- Thomas Haskins, tailback (9/9)
	- Kelly Cook, linebacker (9/16)
	- Thomas Haskins, tailback (10/14)
1996	- Thomas Haskins, tailback (10/14)
	- Thomas Haskins, tailback (11/16)
	- Mike Rogers, linebacker (11/16)
1998	- (freshman) - Aaron Mitchell, quarterback (10/10)
	- (freshman) - Aaron Mitchell, quarterback (10/24)
	- (freshman) - Matthew Kluk, nose tackle (10/2)
2000	- Joey Gibson, quarterback (11/13)
2001	- (freshman) - Titus Green, slotback (9/30)
	- Derik Screen, linebacker (10/13)
2002	- (freshman) Donnie Johnston, tight end (9/2)
	- Joey Gibson, quarter back (9/9)
	- (freshman) - Gary Price, slotback (10/14)
	- (freshman) - Sean Mizzer, running back (10/21)
	- (freshman) - Sean Mizzer, running back (11/4)
	- Chris Walsh, linebacker (11/18)

Keydets In The Conference Record Books

DIG SOUTH RECORD HOLDERS

Individual Records

Pass Completion Percentage - 88.3 (15-18) Jonathan Wilson vs. Davidson, 9/3/05

*** Interceptions, Game** -

2, Justin Huggard vs. Charleston Southern, 10/11/03

2, Musa Sarki vs. Richmond, 10/25/03

Field Goal Attempts, Game -

5, Matt Sharpe vs. Charleston Southern, 10/11/03;

5, Matt Sharpe vs. Coastal Carolina, 11/1/03

Longest Field Goal, Game -

53, Matt Sharpe vs. Coastal Carolina, 11/1/03

53, Barrett Way vs. Liberty, 11/6/04

Field Goals Made, Game -

4, Matt Sharpe vs. Gardner-Webb, 10/18/03

4, Matt Sharpe vs. Coastal Carolina, 11/1/03

*** Field Goal Percentage, Game** -

100.0 (4-4), Matt Sharpe vs. Gardner-Webb, 10/18/03; 100.0 (3-3) Barrett Way vs. Gardner-Webb, 10/22/05

Punt Returns, Game - 6, John Puvogel, vs. Austin Peay, 11/8/03

Tackles, Season - 144, Derik Screen, 2003

Scoring, Season - 91, Matt Sharpe, 2003

Field Goals Made, Season - 17, Matt Sharpe, 2003

Field Goal Attempts, Season - 24, Matt Sharpe, 2003

Field Goal Percentage, Season - 84.6, Barrett Way (11-13), 2005

Punts, Season - 65, Adam Peters, 2004

Completion Percentage, Career - 59.5% (), Jonathon Wilson, 2003-05

Receptions, Career - 151, Zohn Burden, 2002-05

Receiving Yards, Career - 1,936, Zohn Burden, 2003-05

Total Tackles, Career - 308, Justin Huggard & Todd Baldwin, 2003-05

Field Goal Percentage, Career - 76.0% (19-25), Barrett Way, 2004-05

Total Punts, Career - 168, Adam Peters, 2003-05

Punting Yards, Career - 6,564, Adam Peters, 2003-05

Kickoff Return Average, Career - 26.2, T.J. Snelling, 2003

Blocked Kicks, Career - 5, Eric Hall, 2003-05

Team Records

Pass Completion Percentage, Game - 80.8%, vs. Georgetown, 9/27/03

Yards Per INT Return, Game - 44.3, vs. Lehigh, 9/24/05

Field Goal Attempts, Game - 5, vs. Charleston Southern, 10/11/03;

5, vs. Coastal Carolina, 11/1/03

Field Goals Made, Game - 4, vs. GWU, 10/18/03 & 4, vs. Coastal, 11/1/03

Longest Field Goal, Game - 53, vs. Coastal, 11/1/03; 53, vs. Liberty, 11/6/04

*** Field Goal Percentage, Game** - 100.0 (4-4), vs. Gardner-Webb, 10/18/03

Completion Percentage, Season - 62.0%, 2005

Field Goals Made, Season - 17, 2003

Field Goal Percentage, Season - 84.6%, 2005

***PAT Kicking Percentage, Season** - 100.0% (15-15), 2004

Passing Efficiency, Season - 137.4, 2003

Pass Yards Per Attempt, Season - 8.15, 2003

SOCON RECORD HOLDERS

Individual Records

*** Highest Percentage of Field Goals, Game** - 100%, (5 of 5) Craig Jones vs. William & Mary, 1977

*** Most Punts, Game** - 13, Jim Bailey vs. West Virginia, 1969

Most Punts, Season - 101, Jim Bailey, 1969 (NCAA I-A Record)

Highest Season Punting Average - 47.4, Brent Barth, 2002

Most Rushing Attempts, Game - 52, Tom Sowers vs. Davidson, 1968

*** Longest Run from Scrimmage** - 98 yards, Granville Amos vs. W&M, 1964

*** Longest Interception Return** - 100 yards, Andy Tucker vs. Richmond, 1961

Highest Average Yards/Catch, Season (40 catch min.) - 25.0, (45-1123) Mark Stock, 1986 (NCAA I-AA Record)

Team Records

Most Touchdowns Rushing, Game - 10, vs. Central Florida, 1982

Most Rushing Attempts, Game - 90, vs. East Tennessee State, 1990 (NCAA I-AA Record)

*** Fewest Pass Completions Allowed** - 0 vs. Va. Tech, 1976

Fewest Yards Allowed Passing, Game - (-16), vs. Richmond, 1957 (NCAA Division I-A Record)

* Denotes tied for record

SOCON AWARD WINNERS

Player of the Year

1957 Bobby Jordan
1960 Howard Dyer

Coach of the Year

1957 John McKenna
1959 John McKenna
1962 John McKenna
1974 John McKenna
1981 Bob Thalman
2002 Cal McCombs

Jacobs Blocking Trophy

1938 Andy Trzeciak
1940 Billy Walker
1960 Lou Shuba
1974 Andy Dearman
1979 John Shuman
1991 Lorenzo Carpenter

Past Athletes of the Year

1953-54 Johnny Mapp



Placekicker Matt Sharpe was named 2003 Big South Co-Scholar Athlete, and holds numerous Big South Conference kicking records.

VMI IN THE SOCON STANDINGS

	Won	Lost	Tie	Finish		Won	Lost	Tie	Finish
1953	3	3	0	5	1983	1	5	0	6
1954	4	3	0	5	1984	1	4	0	8
1955	1	6	0	9	1985	1	4	1	7
1956	2	3	1	6	1986	1	5	0	7
1957	6	0	0	1	1987	2	4	0	5
1958	2	2	1	4	1988	1	5	0	6
1959	5	0	1	1	1989	1	4	1	6
1960	4	1	0	1	1990	1	5	0	7
1961	4	2	0	3	1991	2	5	0	6
1962	6	0	0	1	1992	1	6	NA	7
1963	3	1	2	3	1993	1	7	NA	9
1964	1	4	0	8	1994	1	7	NA	9
1965	3	2	0	4	1995	3	5	NA	6
1966	1	4	0	8	1996	3	5	NA	6
1967	2	3	0	5	1997	0	8	NA	9
1968	1	3	0	5	1998	0	8	NA	9
1969	0	4	0	6	1999	0	8	NA	9
1970	1	4	0	7	2000	1	7	NA	8
1971	1	4	0	6	2001	1	7	NA	8
1972	1	5	1	6	2002	3	5	NA	5
1973	2	4	0	6					
1974	5	1	0	1					
1975	2	4	0	6					
1976	2	3	0	5					
1977	4	1	0	1					
1978	1	4	0	6					
1979	4	1	0	2					
1980	1	4	1	6					
1981	3	1	1	2					
1982	2	3	0	6					

VMI IN THE DIG SOUTH

VMI also tied for the Southern Conference Championship in 1951.

	Won	Lost	Finish
2003	2	2	3
2004	0	4	5
2005	2	2	T-3

Coaching

R E C O R D S

Year	Coach	Seasons	Won	Lost	Tied	Points Scored	Points Against	Record
1891	Walter Taylor		3	0	1	52	12	3-0-1
1892	No Coach		4	0	1	128	18	
1893	No Coach		3	1	0	72	26	
1894	No Coach		6	0	0	138	6	13-1-1
1895	G.W. Bryant		5	1	0	164	12	
1896	G.W. Bryant	2	3	4	0	68	98	8-5-0
1897	R.N. Groner	1	3	2	0	76	6	3-2-0
1898	S.A. Boyle		4	2	0	110	41	
1899	S.A. Boyle	2	1	0	0	39	0	5-2-0
1900	Sam Walker		4	1	2	86	16	
1901	Sam Walker		4	3	0	199	61	
1902	Sam Walker	3	3	3	1	99	90	11-7-3
1903	W.W. Roper		2	1	0	36	28	
1904	W.W. Roper	2	3	5	0	70	70	5-6-0
1905	I.B. Johnson		2	5	1	40	103	
1906	I.B. Johnson	2	4	4	0	68	49	6-9-1
1907	C.S. Roller, Jr.		5	3	0	282	50	
1908	C.S. Roller, Jr.	2	3	2	0	120	20	8-5-0
1909	W.C. Gloth		4	3	0	59	51	
1910	W.C. Gloth	2	3	3	1	69	48	7-6-1
1911	Alpha Brummage		7	1	0	203	27	
1912	Alpha Brummage	2	7	1	0	163	36	14-2-0
1913	Henry G. Poaque	1	7	1	2	197	54	7-1-2
1914	Frank H. Gorton		4	4	0	110	95	
1915	Frank H. Gorton		6	2	1	103	102	
1916	Frank H. Gorton	3	4	5	0	233	119	14-11-1
1917	Earl C. Abell	1	4	4	1	162	111	4-4-1
1918	Abell & Mose Goodman		1	3	0	25	60	1-3-0
1919	Red Fleming	1	6	2	0	121	45	6-2-0
Pre-1920: Home 93-13-8 (.851) Away 10-25-1 (.292) Neutral 12-28-2 (.310) Overall 115-66-11 (.628)								
1920	Blandy Clarkson		9	0	0	431	20	
1921	Blandy Clarkson		3	5	1	107	102	
1922	Blandy Clarkson		7	2	0	291	23	
1923	Blandy Clarkson		9	1	0	224	23	
1924	Blandy Clarkson		6	3	1	152	29	
1925	Blandy Clarkson		6	4	0	169	108	
1926	Blandy Clarkson	7	5	5	0	80	98	
Clarkson: Home 24-4-0 (.857) Away 9-10-1 (.475) Neutral 12-6-1 (.658) Overall 45-20-2 (.687)								
1927	W.C. Raftery		6	4	0	144	64	
1928	W.C. Raftery		5	3	2	95	75	
1929	W.C. Raftery		8	2	0	155	61	
1930	W.C. Raftery		3	6	0	30	122	
1931	W.C. Raftery		3	6	1	82	123	
1932	W.C. Raftery		2	8	0	44	166	
1933	W.C. Raftery		2	7	1	44	170	
1934	W.C. Raftery		1	8	0	51	190	
1935	W.C. Raftery		2	7	1	63	157	
1936	W.C. Raftery	10	6	4	0	122	140	
Raftery: Home 21-16-2 (.564) Away 9-24-1 (.279) Neutral 8-15-2 (.360) Overall 38-55-5 (.413)								
1937	Allison T. Hubert		5	5	0	134	94	
1938	Allison T. Hubert		6	1	4	159	86	
1939	Allison T. Hubert		6	3	1	125	100	
1940	Allison T. Hubert		7	2	1	127	62	
1941	Allison T. Hubert		4	6	0	134	173	
1942	Allison T. Hubert		3	5	1	111	130	
1943	Allison T. Hubert		2	6	0	46	183	
1944	Allison T. Hubert		1	8	0	65	231	
1945	Allison T. Hubert		5	4	0	155	138	

1946	Allison T. Hubert	10	4	5	1	122	188
Hubert: Home 18-9-2 (.655) Away 15-22-3 (.413) Neutral 10-14-3 (.426) Overall 43-45-8 (.490)							
1947	A.W. Morton		3	5	1	120	152
1948	A.W. Morton	2	6	3	0	183	116
Morton: Home 5-1-0 (.833) Away 2-6-1 (.222) Neutral 2-1-0 (.667) Overall 9-8-1 (.528)							
1949	Thomas N. Nugent		3	5	1	157	207
1950	Thomas N. Nugent		6	4	0	189	166
1951	Thomas N. Nugent		7	3	0	227	162
1952	Thomas N. Nugent	4	3	6	1	165	279
Nugent: Home 6-2-0 (.750) Away 8-11-1 (.425) Neutral 5-5-1 (.500) Overall 19-18-2 (.513)							
1953	John McKenna		5	5	0	174	196
1954	John McKenna		4	6	0	132	223
1955	John McKenna		1	9	0	85	259
1956	John McKenna		3	6	1	167	220
1957	John McKenna		9	0	1	201	101
1958	John McKenna		6	2	2	214	99
1959	John McKenna		8	1	1	243	93
1960	John McKenna		7	2	1	218	135
1961	John McKenna		6	4	0	134	105
1962	John McKenna		6	4	0	119	119
1963	John McKenna		3	5	2	140	134
1964	John McKenna		1	9	0	123	200
1965	John McKenna	13	3	7	0	121	200
McKenna: Home 17-7-0 (.708) Away 32-37-5 (.466) Neutral 13-16-3 (.453) Overall 62-60-8 (.508)							
1966	Vito Ragazzo		2	8	0	129	305
1967	Vito Ragazzo		6	4	0	205	195
1968	Vito Ragazzo		1	9	0	90	290
1969	Vito Ragazzo		0	10	0	78	409
1970	Vito Ragazzo	5	1	10	0	120	451
Ragazzo: Home 3-9-0 (.250) Away 5-24-0 (.172) Neutral 2-8-0 (.200) Overall 10-41-0 (.196)							
1971	Bob Thalman		1	10	0	78	257
1972	Bob Thalman		2	9	0	150	299
1973	Bob Thalman		3	8	0	118	316
1974	Bob Thalman		7	4	0	212	175
1975	Bob Thalman		3	8	0	162	187
1976	Bob Thalman		5	5	0	138	206
1977	Bob Thalman		7	4	0	223	155
1978	Bob Thalman		3	8	0	114	227
1979	Bob Thalman		6	4	1	158	210
1980	Bob Thalman		3	7	1	142	242
1981	Bob Thalman		6	3	1	165	156
1982	Bob Thalman		5	6	0	221	180
1983	Bob Thalman		2	9	0	100	339
1984	Bob Thalman	14	1	9	0	121	320
Thalman: Home 30-27-2 (.525) Away 19-61-1 (.241) Neutral 5-6-0 (.455) Overall 54-94-3 (.368)							
1985	Eddie Williamson		3	7	1	189	333
1986	Eddie Williamson		1	10	0	138	370
1987	Eddie Williamson		4	7	0	118	235
1988	Eddie Williamson	4	2	9	0	152	298
Williamson: Home 8-10-1 (.447) Away 2-21-0 (.087) Neutral 0-2-0 (.000) Overall 10-33-1 (.239)							
1989	Jim Shuck		2	8	1	151	307
1990	Jim Shuck		4	7	0	251	346
1991	Jim Shuck		4	7	0	243	373
1992	Jim Shuck		3	8	0	245	315
1993	Jim Shuck	5	1	10	0	139	396
Shuck: Home 12-12-0 (.500) Away 2-24-1 (.093) Neutral 0-4 (.000) Overall 14-40-1 (.264)							
1994	Bill Stewart		1	10	0	153	437
1995	Bill Stewart		4	7	0	269	350
1996	Bill Stewart	3	3	8	0	189	296
Stewart: Home 5-10 (.333) Away 3-13 (.187) Neutral 0-2 (.000) Overall 8-25 (.242)							
1997	Ted Cain		0	11	0	93	384
1998	Ted Cain	2	1	9	0	137	432
Cain: Home 1-9 (.100) Away 0-11 (.000) Neutral 0-0 (.000) Overall 1-20 (.048)							
1998	Donny White*		0	1	0	10	36
White: Home 0-1 (.000) Away 0-0 (.000) Neutral 0-0 (.000) Overall 0-1 (.000)							
1999	Cal McCombs		1	10	0	77	400
2000	Cal McCombs		2	9	0	227	434
2001	Cal McCombs		1	10	0	164	446
2002	Cal McCombs		6	6	0	314	415
2003	Cal McCombs		6	6	0	359	257
2004	Cal McCombs		0	11	0	137	327
2005	Cal McCombs	7	3	8	0	230	319
McCombs: Home 13-27 (.325) Away 5-32 (.135) Neutral 1-1 (.500) Overall 19-60 (.241)							
All-Time Totals		447	586	42	16,482	19,737	

*Athletic Director Donny White coached the final game of the 1998 season vs. The Citadel, on an interim basis.

Home & Away

R E C O R D S

YEAR	HOME W L T	AWAY W L T	NEUTRAL W L T	YEAR	HOME W L T	AWAY W L T	NEUTRAL W L T
2005	2 4 0	1 4 0	0 0 0	1945	3 1 0	1 2 0	1 1 0
2004	0 5 0	0 6 0	0 0 0	1944	0 2 0	1 2 0	0 4 0
2003	4 2 0	2 3 0	0 1 0	1943	1 1 0	0 3 0	1 2 0
2002	3 2 0	2 4 0	1 0 0	1942	1 0 0	2 2 0	0 3 1
2001	1 5 0	0 5 0	0 0 0	1941	0 1 0	2 4 0	2 1 0
2000	2 4 0	0 5 0	0 0 0	1940	3 0 1	2 2 0	2 0 0
1999	1 5 0	0 5 0	0 0 0	1939	2 1 0	1 2 1	3 0 0
1998	1 5 0	0 5 0	0 0 0	1938	3 0 1	3 1 1	0 0 2
1997	0 5 0	0 6 0	0 0 0	1937	2 3 0	2 1 0	1 1 0
1996	2 3 0	1 5 0	0 0 0	1936	3 0 0	3 3 0	0 1 0
1995	3 2 0	1 4 0	0 1 0	1935	0 4 0	1 2 1	1 1 0
1994	0 5 0	1 4 0	0 1 0	1934	0 2 0	0 5 0	1 1 0
1993	1 3 0	0 6 0	0 1 0	1933	1 1 0	1 4 0	0 2 1
1992	3 2 0	0 5 0	0 1 0	1932	2 3 0	0 2 0	0 3 0
1991	3 2 0	1 4 0	0 1 0	1931	1 2 1	1 2 0	1 2 0
1990	3 2 0	1 4 0	0 1 0	1930	3 2 0	0 2 0	0 2 0
1989	2 3 0	0 5 1	0 0 0	1929	3 1 0	2 1 0	3 0 0
1988	2 3 0	0 5 0	0 1 0	1928	4 1 1	0 1 0	1 1 1
1987	3 2 0	1 4 0	0 1 0	1927	4 0 0	1 2 0	1 2 0
1986	0 4 0	1 6 0	0 0 0	1926	2 2 0	0 2 0	3 1 0
1985	3 1 1	0 6 0	0 0 0	1925	4 0 0	0 2 0	2 2 0
1984	1 3 0	0 5 0	0 1 0	1924	4 0 0	1 3 0	1 0 1
1983	2 4 0	0 5 0	0 0 0	1923	5 0 0	2 1 0	2 0 0
1982	3 1 0	1 4 0	1 1 0	1922	3 0 0	3 0 0	1 2 0
1981	2 2 0	3 1 1	1 0 0	1921	3 1 0	0 2 1	0 2 0
1980	1 2 1	2 4 0	0 1 0	1920	3 0 0	3 0 0	3 0 0
1979	4 1 1	2 3 0	0 0 0	1919	2 0 0	1 1 0	3 1 0
1978	1 4 0	1 4 0	1 0 0	1918	1 0 0	0 2 0	0 1 0
1977	5 0 0	2 4 0	0 0 0	1917	4 0 1	0 1 0	0 3 0
1976	2 2 0	2 2 0	1 1 0	1916	3 2 0	0 2 0	1 1 0
1975	1 3 0	2 4 0	0 1 0	1915	5 0 0	0 1 0	1 1 1
1974	4 0 0	2 4 0	1 0 0	1914	4 0 0	0 1 0	0 3 0
1973	2 1 0	1 7 0	0 0 0	1913	6 0 1	0 1 0	1 0 1
1972	1 3 0	1 6 0	0 0 0	1912	4 1 0	3 0 0	0 0 0
1971	1 2 0	0 7 0	0 1 0	1911	5 0 0	0 1 0	2 0 0
1970	1 2 0	0 7 0	0 1 0	1910	3 0 1	0 3 0	0 0 0
1969	0 2 0	0 6 0	0 2 0	1909	3 1 0	0 1 0	1 1 0
1968	0 2 0	1 5 0	0 2 0	1908	3 1 0	0 0 0	0 1 0
1967	2 1 0	2 2 0	2 1 0	1907	5 0 0	0 1 0	0 2 0
1966	0 2 0	2 4 0	0 2 0	1906	4 2 0	0 2 0	0 0 0
1965	2 0 0	1 6 0	0 1 0	1905	2 2 1	0 1 0	0 2 0
1964	1 1 0	0 6 0	0 2 0	1904	3 2 0	0 2 0	0 1 0
1963	2 0 0	1 2 2	0 3 0	1903	2 0 0	0 0 0	0 1 0
1962	2 0 0	2 4 0	2 0 0	1902	3 0 1	0 1 0	0 2 0
1961	0 1 0	5 2 0	1 1 0	1901	3 0 0	1 1 0	0 2 0
1960	2 0 0	5 1 1	0 1 0	1900	2 0 2	1 0 0	1 1 0
1959	2 0 0	3 1 0	3 0 1	1899	1 0 0	0 0 0	0 0 0
1958	2 0 0	3 1 0	1 1 2	1898	3 0 0	1 1 0	0 1 0
1957	2 0 0	5 0 1	2 0 0	1897	2 0 0	1 1 0	0 1 0
1956	0 1 0	2 4 1	1 1 0	1896	3 1 0	0 1 0	0 2 0
1955	0 2 0	1 4 0	0 3 0	1895	3 0 0	1 0 0	1 1 0
1954	1 1 0	2 2 0	1 3 0	1894	5 0 0	0 0 0	1 0 0
1953	1 1 0	2 4 0	2 0 0	1893	3 1 0	0 0 0	0 0 0
1952	2 0 0	1 2 1	0 4 0	1892	4 0 1	0 0 0	0 0 0
1951	2 0 0	4 3 0	1 0 0	1891	2 0 0	1 0 1	0 0 0
1950	1 1 0	3 3 0	2 0 0				
1949	1 1 0	0 3 0	2 1 1				
1948	3 0 0	2 2 0	1 1 0				
1947	2 1 0	0 4 1	1 0 0				
1946	3 0 0	1 3 1	0 2 0				

Home Record: 256-158-15
Away Record: 121-314-15
Neutral Field Record: 70-109-12
Overall Record: 447-586-42

Winning Percentage: .614
Winning Percentage: .286
Winning Percentage: .398
Winning Percentage: .435

Lettermen (1950-2005)

A-A-A-A

Jerry Acuff, 1969-70
John Adamecz, 1986-88
Joe Adeebe, 1950
Anthony Agostinelli, 1980-83
Jeff Akers, 1997, 1999
Floyd Allen, 1878-81
Terrell Allen, 2005
Will Alley, 1998-2000
Mike Alston, 1976-79
Kellam Ames, 1984
Granville Amos, 1962-64
Rudy Amos, 1961-62
Bill Anderson, 1952
Mel Anderson, 1958
Marlon Anderson, 1992-95
Ryan Anderson, 2005
Andy Andrews, 1989-91
Mike Andriulinas, 2001
Fred Anson, 1950
Leslie Apedoe, 1999
Robbie Appell, 2005
Frank Arbruzzese, 1966
Dewayne Arkadie, 1989-93
Butch Armstead, 1959-61
Jason Armstead, 1998-2001
Greg Arnett, 1974-77
Joe Arnold, 1973-76
Keashawn Artis, 2005
Bill Aton, 1988-89
Mark Austin, 1995
Jeff Ax, 1985

B-B-B-B

Steve Bader, 1981
Brett Badgett, 1994
Lee Badgett, 1958-60
Bill Bailey, 1974
Jim Bailey, 1969-71
Jack Baker, 1973
Curt Baker, 1994
Jack Baldwin, 1986
Todd Baldwin, 2002-05
Bob Ball, 1970-72
Barry Ballard, 1981
Steve Ballowe, 1969
John Bangley, 1979
Fred Barber, 1993
Keith Barber, 1976-77
Furnace Barnes, 2005
Keith Barfield, 1973
Lee Barnes, 1966-68
Jeff Barnes, 1987-89
Marcus Barnes, 2002-05
Jason Barnett, 1992-93
Chris Barnwell, 1988
William Barringer, 1989
Brent Barth, 1999-2002
Don Basham, 1956
Stan Bass, 1981-82
Richard Bates, 1977-78
Terry Batts, 1992
Tom Baur, 1972
Truman Baxter, 1957-58
Biff Beale, 1988, 1990
Chuck Beale, 1961-63
Jabarr Bean, 1994-97
Jack Beason, 1995-96
Greg Beck, 1976-77
Austin Beckham, 1978-81
Foster Beeker, 1996
Bob Beerbower, 1971
Vern Beitzel, 1970-71
John Bell, 1999-2002
Willie Bell, 2005
Mike Bellamy, 1977-79
Walt Bellamy, 1977-79
Joe Benda, 1977-78
Charles Bennett, 1996-98
Jeff Berkley, 1994
Kirby Bernick, 1950
Bob Biddle, 1966-68
Cliff Biram, 1972-73
Rick Biram, 1973
Charlie Bishop 1966-67
Brandon Bissell, 1995-97
Bill Black, 1961-63
Mark Black, 1985
Eddie Blair, 1969-71
Ozzie Blecher, 1981
Andy Boardman, 1976
Larry Boese, 1964-65

Bill Boland, 1970-71
Clinton Bond, 1998
Ron Bongiovanni, 1972-74
Tommy Bonnett, 1950-52
Bob Bookmiller, 1976-78
Ross Booth, 1998-99, 2001, 2004
Mark Bornhorst, 1982-84
Jerry Borst, 1955-58
Mac Bowman, 1970-72
William Bowman, 1984
A.S. Boxley, 1951, 1953
John Boyd, 1961-62
Tom Boyer, 1996-99
Danny Bradach, 1973-76
Mike Bradley, 1999-2002
Art Brandriff, 1957-58
Adam Brankamp, 2000-01, 2004
Fritz Braunlich, 1986
Keith Braxton, 1993-996
David Brazier, 1989
James Breckinridge, 1964-66
Steve Breeding, 1969-71
Shawn Breen, 1999
Bill Brehaney, 1951-52
Trent Bridges, 1983-86
Jason Brinkmoeller, 2002
Mark Bristol, 1985-87
Jay Brock, 1982
Cabell Brockman, 1997-98
Hal Brodie, 1971-72
George Brooks, 1970-72
Ray Brooks, 1973-75
Travis Brooks, 1998
Jamie Browder, 1965
Dave Brown, 1986-88
Frank Brown, 1980
Jeff Brown, 1984
Jim Brown, 1975
J.R. Brown, 1997
Marcus Brown, 2004-05
Rick Brown, 1989
Robert Brown, 2004-05
Sam Brown, 2000-03
Steve Brown, 1999-2000
Tony Browne, 1998-2001
Henry Bruno, 1971
William Bruant, 1966
John Buchanan, 1994
John Budde, 1978-80
Glen Buck, 1989
David Budlong, 1995-98
Chris Bunn, 1986-87
Zohn Burden, 2002-05
Jim Burg, 1965-67
Robert Burns, 1984-86
Keith Burnwell, 1992-93
Scott Burris, 1996-98
Joe Bush, 1962-64
Ashley Butler, 1969
Charlie Byrd, 1951-54
Jimmy Byron, 1952

C-C-C-C

Alonzo Cabell, 1990-92
Mark Cager, 1986-89
Don Caldwell, 1979
Randy Campbell, 1959-61
Tom Campbell, 1967-69
David Carden, 1958-60
Thomas Carboni, 1981-83
Skip Carleton, 1999-2002
Greg Carlson, 2001-02
Paul Carlton, 1950-52
Lorenzo Carpenter, 1989-92
Ward Carr, 1968
Al Carter, 1988, 90
Brett Carter, 1988
Linwood Carter, 1965
Scott Carter, 1981, 83
Troy Carter, 1952-53
Hunt Cary, 1991-92
Jon Casarotti, 1990-91
David Casteel, 2000-02
Ryan Cates, 1998-2001
Christopher Caudill, 1982
John Caulfield, 1970
Gene Cauthen, 1998-2001
Walt Chalkley, 1971
Bruce Chambers, 1970-72
Cale Christensen, 1994-97
John Candler, 1959-61
Chip Chace, 2005

D-D-D-D

Kevin Daigh, 1969-71
Bobby Dale, 1956-58
Bryan Dalton, 1998
Jim Daly, 1983-85
Tom Daniel, 1958-59
Sam Daniels, 1993-94
David Darden, 1988
Louis Darden, 1978-80
Eric Davidson, 1989-90
Bill Davis, 1961-63
Chip Davis, 1974, 1976
Conrad Davis, 1961-63
Craig Davis, 1989
James Davis, 1989-90
Joey Davis, 1991
Robert Davis, 1984-85
Benny Day, 1956-57
Chip DeCarli, 1975-76
Bruce DeGroot, 1972
Frank DeLaine, 1973-75
Andy Dearman, 1972-74
Daryl Deke, 1981
Cal Depew, 1968
D.J. Derenzo, 1986
Bill Dermotto, 1965
John Devlin, 1991-94
John Dick, 1973
Erich Diehl, 1985-87
Chuck Dininger, 1950-52
Twris Dixon, 1995-97

E-E-E-E

Tommy Earle, 1977-79
Frank Easterly, 1966-68
Chris Edelman, 1991-92
Mike Eden, 1978-81
Heath Edmiston, 1994-97
Mike Edwards, 1993-95
Jerry Eggleston, 1950
Claud Eley, 1950-51
Greg Ellen, 1994-97
Hill Ellett, 1964-66
David Ellington, 1969-70
Billy Elmore, 1955-56
John Engels, 1956-58
Eric Enslay, 1993
Greg Enterline, 1982-84
Dick Evans, 1957-59
Nick Evanusch, 1955-57

F-F-F-F

Jon Fabyonic, 1992-94
John Falzone, 1965-66
Lou Farmer, 1955-56
Tony Farry, 1972-74
Martin Fedenko, 1977-79
Greg Fedor, 1997-2000
Neal Felty, 1983-84
Dick Fencil, 1953-54
Demond Ferebee, 1993-94, 96
Tom Ferguson, 1974-77
Thomas Felvey, 1950, 1952
Doug Finlayson, 1970
Al Flourin, 1963
Martin Fisher, 1957
Rusty Fitzgerald, 1963-65
Jason Fletcher, 1996
W.F. Flood, 1970
Raymond Flowers, 1989-92
Mike Foesch, 1990-91
Mike Foley, 1951-54
Wade Foltz, 1979-81
Lee Foresman, 1976
Jimmy Foster, 1955
Wes Foster, 1955
Andy Fox, 1996-97
John Fox, 2003-05
Vicheal Fox, 2002-03, 2005
Paul Fram, 1968-70
Joe France, 1987
John Frankeberger, 1950-51
Bob Franks, 1971-73
Mike Freeman, 1975-77
Todd Freiwald, 1985-87
Tim Friece, 1998, 2000
Dan Fritz, 1979-80
Brian Froelich, 1990, 1992-93
Teray Frost, 1997-2000
Bill Fuller, 1986
Keith Fuller, 1991
Glen Furr, 1972-74

G-G-G-G

Pedro Garcia, 1998-99, 2001-02
Johnny Garnett, 1974-77
Jay Garrett, 1998-2000
Robert Gay, 1992-93
Tony Gentile, 1966-68
Ralph George, 1973-76
Andre Gibson, 1975-77

Joey Gibson, 1999-2002
Johnny Gilbert, 1952
Rick Gilbert, 1978-79
Don Giles, 1962-63
Jim Sam Gillespie, 1957-58
Jim Sam Gillespie III, 1992
Jeff Gillette, 1994
Chris Gilliland, 2004-05
Ed Glackin, 1973-76
Chal Glenn, 1979
Brian Gliba, 1993-95
Kim Glidewell, 1973-76
Dutch Goddard, 1974-77
Geoff Goff, 1991-94
Terrell Golden, 2004-05
Jose Gomez, 1977-78
Tim Gompers, 1974-75, 1977
Steve Good, 1969
Weir Goodwin, 1950-51
Teddy Gottwald, 1979-82
Erwin Grabinsa, 1984
Bill Graf, 1950
Keith Graham, 1999-2002
Bo Grant, 1974-76
Mark Graybill, 1960-61
Anthony Green, 1976, 1978
Titus Green, 2001, 2003, 2005
J.C. Gregory, 1986
John Griffin, 1965, 1967-68
Marcus Griffin, 1995
Rick Griffith, 1969-70
Bill Grigg, 1978, 1980-81
Dan Griles, 1992-94
Jay Grumbling, 1950-51
Marvin Gundy, 1993
Bill Guy, 1952-53

H-H-H-H

Bob Habasevich, 1966-68
Bill Haberlein, 1958-60
Rusty Hale, 1989-91
Eric Hall, 2003-05
John Hall, 1970-72
Mike Hall, 1979-81
Tom Halliday, 1967, 1969
Tony Hamilton, 1976-78
Phil Hamric, 1959
Steve Harrington, 1966-68
Grant Harris, 2003-05
Greg Harris, 1993-96
Mike Harris, 1995-98
Noel Harris, 1978
Ryan Harris, 2004
Eric Harrison, 1987-88, 1990
James Harrison, 1983
Eric Hart, 1962-64
Leon Hartless, 1960
Thomas Haskins, 1993-96
Mike Hatfield, 1980
Bruce Hauck, 1983
Taylor Hay, 1950
Wade Hawkins, 1987-90
Mike Hayes, 1997
Tim Hayes, 1988-89
Daryl Haymon, 1999-2000
Willard Hays, 1950
Tom Hedge, 1950
Stewart Heishman, 1984-85
Mark Hennigan, 1989
Gabe Hensley, 1999-2000
Wayne Hepler, 1969-70
Paul Hebert, 1965-67
John Herrin, 1998
Jack Herzog, 2003-05
Jake Hickman, 1994-97
Jack Hill, 1950
Ron Hill, 1993, 1995-97
John Hince, 1966-67
Doug Hines, 1973-75
Blake Hippensteel, 1981-83
John Hobbs, 1973-76
Bob Hockley, 1967-69
Bill Hoehel, 1960-61
Chris Hoffman, 1990
Kelly Holbert, 1990-92
Christian Holland, 1951
Richard Holland, 1997, 99-00
Colby Hollingsworth, 2003-05
Ray Holloway, 2004
Rod Hollowell, 1960
Avi Hopkins, 1995-97
Sam Horner, 1957-59

I-I-I-I

George Inge, 1988-90
Tom Inge, 1959
Jim Ingram, 1970-71
Mike Inteso, 1987
Richard Irby, 1964, 1966
Garland Isaacs 1972, 1974
Steve Isola, 1991
Gordon Ivascu, 1980

J-J-J-J

Carl Jackson, 1978
Darius Jackson, 1994, 1996-98
Nathaniel Jackson, 2004-05
P.J. Jackson, 1998-2000
Oliver James, 1979-80
Raleigh James, 1972
Paul Janshego, 1954-55
Greg Jarvis, 1987
Tony Jaworski, 1970-71
Butch Jennings, 1990-91
Mike Jesensky, 1979
Thomas Jewett, 1980-82
Andre Johnson, 1992-94
Arturo Johnson, 1987
Chris Johnson, 1986
Christian Johnson, 2003-04
Derrick Johnson, 1983-86
Deshawn Johnson, 1994-96
Phil Hamric, 1959
Marlon Johnson, 1995
Pete Johnson, 1956-58
Spike Johnson, 1992-93
William Johnson, 1973
Curtis Johnston, 1980-81
Donnie Johnston, 2002-04
Duke Johnston, 1956-57
Bob Jones, 1970
Cory Jones, 1990
Craig Jones, 1976-79
Glen Jones, 1974-77
Hugh Jones, 1964-65
Robby Jones, 1977-79
Royce Jones, 1952-54
Stephone Jones, 1983-85
Stinson Jones, 1958-61
Toby Jones, 1981-83
Bobby Jordan, 1954-57
Brian Jordan, 1990-92

K-K-K-K

Vic Kane, 1991-92
Carl Kasko, 1956-58
Rick Kastleberg, 1973
Verne Keefer, 1956-58
Chris Keever, 1989-91
Jehan Keitt, 2003
Mike Kemp, 1987-89
Jerry Kenneally, 1970
Don Kern, 1959-60
Rick Killmeyer, 1992-94
Scott Kimball, 1983
Mike Kimberly, 1989
Randy Kinsey, 1970
Robert Knislow, 1951
Michael Kirk, 2000-03
Ted Kirk, 1969-71
Bill Kirkland, 1957-78
Bruce Kitchen, 1979
Carl Kinar, 1951-53
Wes Kite, 2000, 2002
Michael Kluk, 1999-2000
Don Komara, 1980-81
Ken Kovac, 1986
Travis Kraft, 1994

L E T T E R M A N (continued)

Andy Kratt, 1996
 Jerry Kress, 1954
 Steve Krickovic, 1985-86
 Kerr Kump, 1967-68
 Tom Kurkoski, 1957-59

L-L-L-L

Bob LaPosta, 1965
 Frank Ladson, 1982-83
 Darian Lafferty, 1999-2001
 Jim Lambert, 1965
 Mark Lambert, 1975-77
 Pete Lampman, 1986-88
 Butch Land, 1962
 John Landry, 1970-72
 Jack Lanford, 1950-52
 Jay Lasek, 1980-82
 Bob Lassiter, 1989-90
 John Lauerman, 1950
 Charlie Lavery, 1952-55
 Brad Lawrence, 1988
 Steve Lawrence, 1975
 David Lawson, 1993
 Mark Layne, 1978-80
 Carl LeBourdais, 1954-56
 Bill Leck, 1950
 Mike Ledford, 1992-93
 Jerry Ledlow, 1985
 Bob Lee, 1964
 John Lee, 1984
 Tommy Leemon, 1969
 Ken Legum, 1959-61
 Rob Leighty, 1950-51
 Brian Lengvarsky, 1997-99
 Al Lester, 1994-97
 Bruce Leve, 1962
 Cornell Lewis, 1995-97
 Charlie Lipsfield, 2003-05
 Scott Lipscomb, 1980-83
 Tommy Lloyd, 2004-05
 Bob Lockridge, 1968-70
 Dickie Lockridge, 1979
 Jimmy Lofton, 1972-75
 John Long, 1981-84
 Chip Louthan, 1974
 Howie Lowden, 1994-96
 Jack Lowden, 1950
 Neil Lowenstein, 1982-84
 Travis Ludden, 2005
 John Ludt, 1967-69
 Allan Lunsford, 1989-90
 Frank Lumpkin, 1978
 Rich Lykins, 1970
 Dan Lyle, 1989-92
 Josh Lyles, 2001-04
 Dick Lyons, 1952, 1954-55

M-M-M-M

Travis Mabrey, 1987-89
 James MacDonald, 1950-51
 Gary Mackey, 1966-68
 Mike Maguigan, 1966, 1968
 Michael Mahoney, 1966
 Abey Malave-Lopez, 2000-02, '04
 Brian Malast, 2000, 2002-03
 Mike Maleski, 2002-05
 Jimmy Mallis, 1986
 Thomas Manning, 1984
 Cameron Manuel, 1979
 Johnny Mapp, 1951-53
 Ted Mariani, 1951-52
 Alvin Markhand, 1950-51
 Chuck Marks, 1967-68
 Dan Martin, 1980-82
 Dave Martin, 1955
 Curtis Mason, 1989-92
 Robert Mason, 2002-05
 Art Massaro, 1982-84
 Kevin Massenbun, 1982
 Bland Massie, 1976
 Gabe Mastrobun, 1977-80
 Kip Mattis, 1987
 Rick Mattoso, 1995
 Lawrence Mauck, 1976
 Matt Maxey, 1999-2002
 Jonathan Mayo, 1992-94
 Mike Mayo, 1984-87
 Pete Mazik, 1962-63
 Anthony Mazza, 1951
 Jim McCallum, 1952
 Chuck McCarthy, 1984
 Pat McCarthy, 1977-79
 Tom McCarthy, 1982-85
 Travis McDaniel, 1991-93
 Pat McDowell, 1997, 2000
 Jim McFalls, 1955-58
 Dick McFarlin, 1950
 Bill McGarrath, 1984, 86-87
 Matt McGonegle, 2004
 William McGowan, 1966
 Dan McGrew, 1986-88
 Anthony McIntosh, 1985-88

Mark McIntyre, 1972-73
 Steve McKenna, 1976-77, 1979
 Harry McKnight, 1972-74
 Jeff McLean, 1976-78
 Mike McLean, 1977-78
 Chuck McLennan, 1955-56
 LaShae McMillan, 2004
 Bryant McMillan, 1991-92
 Terrence McMillan, 1988
 Richard McMinn, 1990
 Gary McNeal, 1955-56
 Bobby McQueen, 1973-76
 Graham McPherson, 1995-98
 Chris Meacham, 1990-93
 Ricky Mears, 1987-88
 Turner Mebane, 1989-90
 Dennis Merklinger, 1960-61
 Ted Merwosh, 1964-66
 Matt Metheny, 1988-90
 Tom Mihalik, 1973-76
 Ned Mikula, 1968, 1970
 Dave Miles, 1973-75
 Bill Miller, 1952-55
 Brad Miller, 2003-04
 Scott Miller, 1969-70
 Malacki Mills, 1981-82
 John Milstead, 1990-92
 Marcus Mines, 1989-92
 Ryan Mingus, 2005
 Claiborne Minor, 1964-66
 Gil Minor, 1960-62
 Rick Minor, 1969
 Terry Minor, 1993-96
 Kirk Minton, 1973
 Aaron Mitchell, 1998, 2000
 Bobby Mitchell, 1982-83
 John Mitchell, 1982-83
 Kevin Mitchell, 1982-83
 Sidney Mitchner, 1992-94
 Rob Mittelstadt, 1999
 Sean Mizzer, 2002-04
 Bob Modarelli, 1960-62
 Matt Modarelli, 1993
 Jose Mojica, 1996-97
 Justin Molloy, 1995-96
 Dan Monahan, 1984-85
 Kirk Montealeone, 2003-05
 Joe Moody, 1954-56
 Lee Moon, 1967, 1969
 Alan Moore, 1966
 Pat Moore, 1971
 Ronnie Moore, 1972-75
 Sean Moore, 2002-05
 Joe Morabit, 1959
 Allen Morgan, 1972-74
 Jeff Morgan, 1976-79
 Johnny Morgan, 1953-54
 Mike Morgan, 1990-92
 Pat Morrison, 1959-61
 Chris Morris, 1999-2000
 John Morton, 1973
 Howard Moss, 1957-59
 Kenny Moseley, 1999, 2001
 Sam Moutrie, 1972
 Bill Mowll, 1962
 Deffy Mubang, 1997-99, 2001
 Doug Muirheld, 1970-71
 Mike Muller, 1978
 Kerry Mullin, 1976
 Mark Mulrooney, 1962-63
 Camillus Musselman, 1990-93
 Daniel Murphy, 1984
 Calvin Murray, 1980-82
 Hershel Murray, 1959
 Larry Murray, 1988
 Tom Myers, 1962-63

N-N-N-N

Tom Napier, 1970-72
 Steel Nardozi, 2003-05
 Joe Naselli, 1966-68
 Derek Neal, 2000
 Bill Nebraska, 1955-58
 Mike Necessary, 1983-85
 Chad Neely, 1994-95
 Ed Negro, 1977-78
 Roger Nerone, 1965
 Dan Newcomer, 1973-74
 Jay Newcomer, 1972-74
 Doug Nichols, 1970-71
 Richard Nickel, 1963
 John Noon, 1990
 Ronnie Norman, 1972-74
 Mike North, 1969-70
 Todd Northrop, 1987-89
 Butch Nunally, 1961-63

O-O-O-O

Robert Oaks, 2003-04
 Jimmy O'Dell, 1958-59
 John O'Donnell, 1967
 Tim O'Neil, 1952

George O'Neill, 1956, 1958
 Steve Oddi, 1974-77
 Dale Ogg, 1976-78
 Frank Oliver, 1965-66
 Mike Ondos, 1958-59
 John Orrison, 1966
 Bob Osler, 1978-79
 Greg Otey, 1984-86
 Bob Owen, 1950
 Hunt Ozmer, 1975

P-P-P-P

Steve Palmer, 1983-84
 Steve Panchar, 1983-85
 Bobby Pannell, 1986, 1988-89
 Mark Pappas, 1981-82
 Jon Pardew, 1990-91
 Darius Parker, 1996-99
 Rick Parker, 1964
 Tom Parker, 1972-73
 Lance Parnell, 1990-91
 Kenneth Parns, 1966
 John Parrott, 1984-87
 Ed Patnesky, 1962
 Maury Pauling, 2002-03
 Ken Patrick, 1959-60
 Mike Patterson, 1963-64
 Jeff Paul, 1989
 William Paulette, 1968
 Maury Pauling, 2001-04
 Joe Paustenbaugh, 1978
 Ed Peabson, 1996, 2000
 Binnie Peay, 1961
 Clark Peele, 1971
 Mike Perfetti, 1989-92
 Chris Perry, 2004-05
 Gary Persinger, 1979-81
 Adam Peters, 2003-04
 Dave Petka, 1986-89
 Neal Petree, 1950-51
 William Pfeiffer, 1978
 Ambrose Phillips, 1983-85
 Richard Phillips, 1962-64
 Dan Phlegar, 1963-65
 Damon Piner, 1994
 Charles Plageman, 1986-89
 DeAngello Plather, 2000-02
 Eric Plogger, 1991-92
 Wesley Poff, 1990
 David Poldiak, 2000-01, 03-04
 Bob Polk, 1960
 John Portasik, 1950-51
 Fred Pous, 1952-53
 Rives Potts, 1970
 Bill Powell, 1958-60
 Joseph Powell, 1951
 Bill Powers, 1986-87
 Eugene Pribila, 1990-93
 Gary Price, 2002-04
 J.V. Price, 1961
 Brett Prillaman, 1998-2001
 Matt Prokop, 1999-2000
 Mark Pruden, 1984
 Wayne Purcell, 1987-90
 John Puvogel, 2000-01, 2003-04
 Allan Pyke, 1973-75
 Dave Pyle, 1976-77

Q-Q-Q-Q

Bo Quattrone, 1987-89
 Russ Quay, 1967
 John Quinn, 1959
 Brian Quisenberry, 1978-80
 Henry Quisenberry, 1950-51

R-R-R-R

Kelly Raber, 1981-82
 Bob Rader, 1955-57
 Eric Radford, 1973-76
 Jim Radle, 1982-84
 Tom Radle, 1980-81
 Paul Raitz, 1987
 Bill Ralph, 1951-53
 Glenn Ralston, 1983
 George Ramer, 1951-53
 Pete Ramsey, 1969-71
 Robert Randolph, 1965-66
 Richard Rankin, 1965-66
 Jacob Ratchford, 2001
 Sam Ratcliffe, 1973
 Steve Ray, 1970
 Kevin Reardon, 1991-93
 Dave Redman, 1984-85
 Adam Reel, 2004-05
 Andy Reel, 2001-02
 Bill Reel, 1962, 1964
 Ken Reeder, 1960-62
 Greg Reese, 1998
 Ron Reimman, 1984
 Don Reisch, 1970-71
 Tom Replogle, 1974-77

Erik Reynolds, 1992-93
 Jeff Reynolds, 1974-76
 Jerry Reynolds, 1975-77
 Carl Rhodes, 1964-65
 Tom Rhodes, 1964-65, 1967
 Jim Rice, 1980-82
 Oscar Richardson, 1972-74
 John Riding, 1970
 Phil Riggleman, 1985-87
 George Ripley, 1950-51
 Worth Roberts, 1970
 Darryl Robinson, 1980-83
 Doug Robinson, 1988-89, 91-92
 George Robinson, 1950-51
 Joseph Robinson, 1977
 Richard Robinson, 1996-97
 Jacob Rochester, 2005
 Bryan Rodriguez, 1999-2001
 Steve Roenker, 1987-89
 Mike Rogers, 1994-97
 Chuck Rogerson, 1983-84
 Louis Rolan, 1979-80
 Victor Rosen, 2000
 Bobby Ross, 1956-58
 Dwayne Ross, 1988-91
 Dan Rothermel, 1974
 Bryan Royster, 2005
 Louis Rucker, 1982-83, 85
 Melvin Rucker, 1979-82
 Nick Ruffin, 1956-58
 Chris Rule, 1988-90
 Mark Rumph, 1988-90
 Ray Rushton, 1980-82
 Brian Rychlik, 1992-93

S-S-S-S

Milt Salter, 1970-72
 Charles Sanders, 1992-93
 Walt Sanders, 1980-81
 Musa Sarki, 2000-03
 P.W. Sarver, 1983-84
 Robert Savage, 1978-80
 Brandon Savochka, 1992-93
 Bob Scaglione, 1983-85
 Tony Scales, 1989-92
 Cliff Schademan, 2004
 Ray Schaper, 1974-77
 Larry Schaudies, 1971-73
 Chip Schelhorn, 1974-75
 Ryan Schelske, 2002
 Bob Schmalzreidt, 1965-67
 Charlie Schmaus, 1966
 Alvin Schmidt, 1989-90
 Dave Schradler, 1969-70
 Andrew Schultz, 1992
 Ben Schultz, 1995, 1997
 Tom Schultze, 1972-73
 Ken Scott, 1958-59
 Derek Screen, 2000-03
 Harry Seifried, 1976-77
 Nick Seividio, 1952-54
 Matt Sharpe, 2001-03
 Wendell Shay, 1952-53
 Emmy Shepherd, 1965
 Harry Sheredell, 1965-67
 Jon Sherrod, 1993
 Gary Shick, 1972
 Fred Shirley, 1959-61
 Gary Shope, 1970
 Steve Short, 1980-82
 Carl Showalter, 1980-81
 Lou Shuba, 1959-60
 Jim Shumaker, 1961, 1963
 John Shuman, 1976-79
 Joe Siler, 1952-53
 R. C. Simmons, 2001-02, 2004
 Mike Sisler, 1967-69
 Rucker Slater, 1986
 Tom Slater, 1963-65
 Barry Smith, 1980-82
 Clarence Smith, 2002-03
 Fred Smith, 1966-68
 Jack Smith, 1994-95
 Julian Smith, 1967
 Larry Smith, 1966-68
 Reginald Smith, 1981-83
 Terry Smith, 1969
 Tripp Smith, 2001-04
 Charlie Sneed, 1962-64
 T.J. Snelling, 2000-03
 Rob Snodgrass, 1993
 Buzz Snyder, 1955
 Joe Sokolowski, 1988-90
 Kevin Solomon, 1999-2001
 Allan Soltis, 1976-78
 Brian Southard, 1989-92
 Tom Sowers, 1968
 Tony Spevak, 1995-96
 Murphy Sprinkel, 1968-70
 George St. John, 1951
 Matt Staton, 1995
 Joseph Strafford, 1966

Paul Staiger, 1973-74
 Bill Stainback, 1967-68
 Ned Stepanovich, 1975-77
 Mark Stephenson, 1992-94
 Marcus Stiltner, 1999-2001
 Lee Stillwell, 1966-68
 Mark Stock, 1985-86, 88
 Joe Straub, 1962-64
 Chris Strock, 1995
 Scott Strong, 1967
 Joe Stump, 1950
 Anthony Sturgill, 1999-2002
 Roger Sturgill, 1983
 Greg Sturz, 2001-03
 Jason Stutts, 1995-96
 Denny Sullivan, 1996-71
 Ty Summers, 1999-2002
 Darrell Summerville, 1994-95
 Robert Susnar, 1986-87
 Ron Swirk, 1955-57
 Keith Sykes, 1986-88

T-T-T-T

Judd Tabor, 1994
 Mike Talley, 1963, 1965
 Ryan Talley, 1995
 Paul Tate, 1981, 1983
 Don Taylor, 1966-67
 Keith Taylor, 2006
 Lionel Taylor, 1986-89
 Dennis Telzrow, 1964-66
 Mike Teubner, 1969-71
 Lloyd Thacker, 1957-58
 Mike Thacker, 1965-67
 Billy Thomas, 1994-97
 Blake Thomas, 1970, 1972
 Rick Thomas, 1969
 Jim Thomaselli, 1970
 Scott Thomasson, 1980-81
 Eric Thompson, 2002
 Maurice Thompson, 1982-84
 Terry Thompson, 1982-84
 Andre Thornton, 1994-97
 Jim Thornton, 1952-54
 Wayne Thornton, 1992
 Dap Tillery, 1987-90
 William Tilling, 1982-84
 Cris Timmons, 1978-80
 Andy Titone, 1986
 Maximilian Toch, 1966
 Lamont Toliver, 1964
 Hugh Tompkins, 1966-68
 Bruce Torbett, 1972-74
 Bill Tornabene, 1961-63
 Jim Toth, 1977
 Richard Townsend, 1972
 Tracy Toye, 1986-88
 Colby Trammell, 1967, 1969
 John Traynham, 1958-61
 Tom Trobrieger, 1979-80
 Vince Trombetta, 1951
 Jim True, 1958
 Andy Tucker, 1961-63
 Mike Tucker, 1972
 Terry Tucker, 1992-94
 Todd Tudor, 1980, 1982-83
 Rick Tufaro, 1974-75
 John Turley, 1956
 John Turner, 1963-65
 Leon Turner, 1978
 Robert Turner, 1983
 Mike Tutor, 1993-95
 David Twillie, 1981-84
 David Tyler, 1982-84
 Sam Tyus, 1986

U-U-U-U

Steve UMBERGER, 1980-82
 Phil Upton, 1972-75

V-V-V-V

Dick Valentine, 1970-71
 Matt Van Wie, 2002
 Neil Varnado, 1988
 Bill Vaughn, 1950
 Dale Vaughn, 1954-55
 Scott Vaughn, 1983-84
 Ron Vaughns, 1999, 2001-03
 Buster Venable, 1969-70
 Andy Viola, 2005

W-W-W-W

Randy Wainman, 2004
 Doug Walker, 1961-63
 Eric Walker, 1990, 1992-93
 James Walker, 1984
 Jim Wall, 1985-86
 Damani Wallace, 1993-95
 G.J. Wallely, 1978-80
 Chris Walsh, 1999-2002
 Andrew Walton, 2004-05
 Aubrey Walton, 1984, 1986

Jamaal Walton, 2003-05
 Tommy Walton, 2003
 Jeremy Ward, 2002-05
 Billy Dee Washington, 1998-2001
 Jeff Washington, 1977-79
 John Washington, 1986-89
 Kevin Washington, 1985-88
 Keith Washington, 1983-86
 Todd Washington, 1989-91
 Tom Watt, 1950
 Bob Watts, 1966-67
 Barrett Way, 2004-05
 Marvin Watts, 1971-73
 Gregg Weaver, 1976-78
 Ed Webb, 1999-2001
 Cliff Weddington, 1993
 Dick Weede, 1958-60
 Kyle Weidlich, 1980-81
 Mark Welsh, 1970-72
 Bill Welsh, 1961-63
 Eddie Wernitz, 1994-95
 Larry Wertz, 1964-66
 Jim Westbrook, 1969-70
 Lake Westfall, 1953-55
 Larry Westler, 1960
 Jamie Whalen, 1991-93
 Donnie White, 1962-64
 Jason White, 1995-98
 Jeff White, 1978-80
 Ken White, 1998-99
 Terry White, 1972-75
 Tim White, 1984-85
 Butch Whitt, 1963-64
 James Whitaker, 1988-90
 Court Whitman, 1996-98
 Quesuan Wigfall, 1997-2000
 Frank Wilder, 1990-91
 David Wilkinson, 1965-66
 Ron Wilkosz, 1974, 1976
 Dick Willard, 1959-61
 Calvin Williams, 1985-88
 Gene Williams, 1971-73
 Joe Williams, 1990-93
 Larry Williams, 1976-78
 Matt Williams, 2000
 Tim Williams, 1991-92, 1994-95
 Ty Williams, 1999, 2001
 Eddie Willis, 1963-65
 John Willson, 1973-76
 Bland Wilson, 1950
 John Wilson, 1983
 Jonathan Wilson, 2003-05
 Scott Wilson, 1994-95
 Lee Wimbish, 1980-83
 Cardell Winfield, 1985-88
 Warren Winning, 1991-93
 Carl Wittig, 1979
 Chris Wits, 1989-90
 Mike Wood, 1985, 1987-88
 Eric Woodhouse, 1984-85
 Chippy Woods, 1950-52
 Tony Woods, 1989-91
 Mike Woodward, 1974
 Dave Woolwine, 1951-54
 Richard Woolwine, 1980-81
 Roy Woolwine, 1984
 Sam Woolwine, 1978-80
 Sam E. Woolwine, 1955-57
 Michael Workman, 1981-84
 Jimmy Workman, 1964
 DeWitt Worrell, 1960-61
 Ed Woy, 1951-52
 Craig Wright, 1989
 James Wright, 1984-87
 Eric Wright, 1989-90

Y-Y-Y-Y

Aaron Yarbough, 1997-2000
 Jeff Yates, 1975
 Rocky Yost, 1969-70
 Dan Young, 1984-87

Z-Z-Z-Z

Chris Zaleski, 1989
 Warren Zeiders, 1951-52
 Jeff Zeigler, 1989-92
 Ricky Zgol, 1984-86
 Daryoush Ziai, 1984
 Tony Zoetis, 1977-79

Team Awards

Henry Fairfax Ayers 06 Medal

(Given to the Most Valuable Player)

1971 - George Ramsey, III
1972 - Mac Bowman
1973 - Eugene Williams
1974 - Andy Dearman, III
1975 - Ronnie Moore
1976 - Kim Glidewell & John Willison, Jr.
1977 - Glen Jones
1978 - Robby Clark & Dale Ogg
1979 - Walt Bellamy & Jeff Morgan
1980 - Butch Hostetter
1981 - Floyd Allen
1982 - Melvin Rucker
1983 - Anthony Agostinelli
1984 - Mike Wooten
1985 - Al Comer
1986 - Keith Washington
1987 - Dan Young
1988 - Mark Stock
1989 - Charles Plageman
1990 - Wayne Purcell
1991 - Dwayne Ross
1992 - Kelly Holbert
1993 - Kevin Reardon
1998 - Andre Curtis
1999 - Stillman Clark
2000 - Richard Holland
2001 - Chris Walsh
2002 - Joey Gibson
2003 - Derik Screen
2004 - Robert Mason
2005 - Robert Mason

Harry G. Lee 47 12th Man Award

1989 - Frank Wilder
1990 - Alvin Schmidt
1991 - Matt Ankrum
1992 - Brian Gliba

J. Smith Ferebee 27 Coaches Award

1989 - Mark Cager
1990 - Turner Mebane
1991 - Mike Perfetti
1992 - Brian Jordan
2005 - Travis Ludden

Academic All-American

1976 - Bob Bookmiller (2nd Team)
1978 - *Bob Bookmiller (2nd Team)
- Craig Jones (1st Team)
1979 - *Craig Jones (1st Team)
1983 - David Twillie (2nd Team)
1984 - David Twillie (1st Team)
1986 - Dan Young (1st Team)
1987 - Dan Young (2nd Team)
1988 - Anthony McIntosh (1st Team)
*Recipient NCAA Postgraduate scholarship

Dr. Martin D. Delaney, Jr. 28 Award

(Originally begun as the Award of Honor, it is now given to the Most Improved Football Player.)

1958 - John Engels
1959 - Marty Caples
1960 - Not Awarded
1961 - Dewitt Worrell
1962 - Not Awarded
1963 - Not Awarded
1964 - Richard Phillips
1965 - Unknown
1966 - James B. Clarke
1967-70 - Not Awarded
1971 - Tom Napier and Walt Chalkley
1972 - Blake Thomas
1973 - Cliff Biram
1974 - Ron Bongiovanni
1975 - Ray Brooks
1976 - Ralph George
1977 - Jim Reynolds
1978 - Allan Soltis
1979 - Rick Gilbert
1980 - Jeff White
1981 - Ozzie Belcher
1982 - Dan Martin
1983 - Frank Ladson
1984 - Neil Lowenstein
1985 - Kevin Washington
1986 - Erich Diehl
1987 - Phil Riggleman
1988 - John Adametz
1989 - Tony Douglas
1990 - Chris Witts
1991 - Andy Andrews
1992 - Robert Gay
1993 - Robert Gay
1998 - Darius Parker
1999 - Matt Kluk
2000 - Bryan Rodriguez
2001 - Michael Kirk
2002 - Musa Sarki
2003 - Jonathan Wilson
2004 - Kirk Monteleone
2005 - Mike Maleski

National Football Foundation Scholar-Athletes

1978 - Bob Bookmiller
1979 - Craig Jones
1982 - Teddy Gottwald
1984 - David Twillie
1987 - Dan Young
1988 - Anthony McIntosh
1989 - Charles Plageman

Keydets in the NFL

Sam Horner - Washington Redskins (1960-61),
New York Giants (1962-63)
Pete Johnson - Chicago Bears (1959)
Joe Muha - Philadelphia Eagles (1946-50)
Bosh Pritchard - Philadelphia Eagles (1942,
1946-51), New York Giants (1951)
Vince Ragunas - Pittsburgh Steelers (1949)
Ray Reutt - Pittsburgh-Philadelphia Steagles
(1943)
Mark Stock - Pittsburgh Steelers (1989),
Washington Redskins (1993 & 1994) &
Indianapolis (1996)
Bobby Thomason - Los Angeles Rams (1949),
Green Bay Packers (1951),
Philadelphia Eagles (1952-57)
Mike Wooten - Washington Redskins (1987)

Keydets in Post-Season Play

Floyd Allen, Senior Bowl (1982)
Lorenzo Carpenter, All-America Classic (1992)
Andy Dearman, All-American Bowl (1975)
Howard Dyer, Senior Bowl (1961) &
All-American Bowl (1961)
Jay Grumbling, Blue-Gray (1951)
Weir Goodwin, Blue-Gray (1951)
Sam Horner, Blue-Gray (1960)
Jack Hutchinson, Blue-Gray (1948)
Craig Jones, Hula Bowl (1980)
Jim McFalls, Senior Bowl (1959)
Joe Muha, Blue-Gray (1942)
Bosh Pritchard, Blue-Gray (1941)
Mark Stock, East-West Shrine (1989) &
Senior Bowl (1989)
Paul Shu, Blue-Gray (1939)
Joe Stump, Blue-Gray (1948)
Bobby Thomason, Blue-Gray (1948)
Cameron Thompson, Blue-Gray (1948)
Gene Williams, All-American Bowl (1974)
John Willison, All-American Bowl (1977)

Note: Some team awards were not given from
1994-98.

Alumni Memorial Field

R E C O R D S

Best Home Season: 5-0, 1977

Most Points Scored by a Team: 69, VMI vs. Central Florida, 1982

Biggest Combined Score: 107, VMI 52 vs. Gardner-Webb 55, 3 OT, Oct. 22, 2005

Lowest Combined Score: 3, VMI vs. Richmond (0-3), Sept. 30, 1967

Longest Run From Scrimmage: 98, Granville Amos (VMI), vs. William & Mary, Sept. 19, 1964

Longest Pass Completion: 94, Mike Pusey - Gerald Harp (Western Carolina), Oct. 28, 1978

Longest Interception Return: 90, Robert Mason (VMI) vs. Lehigh, Sept. 24, 2005

Longest Kickoff Return: 100 yds, Reggie Evans (Richmond), Sept. 15, 1979; Richard Holland (VMI) vs. Furman, Sept. 23, 2000

Longest Punt Return: 89, Ricardo Clark (Marshall) Oct. 27, 1990

Longest Punt: 77, Joe Agee (William & Mary), Nov. 8, 1985

Most Field Goals: 5, Craig Jones (VMI), vs. William & Mary, Sept. 10, 1977

Longest Field Goal: 53, Barrett Way (VMI), vs. Liberty, Nov. 6, 2004

Most Individual Yards Rushing: 277, Thomas Haskins (VMI) vs. The Citadel, Nov. 16, 1996

Most Individual Yards Passing: 422, Dave Brown (VMI), vs. Appalachian State, Nov. 15, 1986

Most Individual Yards Receiving: 240, David Conklin (William & Mary), Sept. 13, 1997

Most Individual Yards, Total Offense: 410, David Rivers (Western Carolina), Oct. 28, 2000

Most Individual Receptions: 11, Kwento Ikwuezunma (Chattanooga), Oct. 13, 2001; Aryvea Holmes (Samford), Nov. 17, 2001

Most Passes Intercepted (Individual): 3, Marcus Johnson (The Citadel), Nov. 14, 1998; Jim King (The Citadel), Oct. 22, 1970; & Kenny Booker (UT-Chattanooga), Oct. 20, 1984

Most Team Yards Rushing: 539, Georgia Southern vs. VMI, Oct. 2, 1999

Fewest Team Yards Rushing: -3, VMI vs. Marshall, Sept. 24, 1988

Most Team Yards Passing: 498, William and Mary vs. VMI, Sept. 13, 1997

Fewest Team Yards Passing: 10, VMI vs. Furman, Sept. 14, 1974; & Wofford, Oct. 29, 1988

Most Team Total Offense: 688, UT-Chattanooga, Oct. 11, 1980

Most Combined Total Offense: 1060, VMI (527) vs. Gardner-Webb (533), Oct. 22, 2005

Most First Downs: 36, William & Mary, Oct. 12, 1991

Most Yards Penalized: 217, Richmond, Oct. 29, 1983

Most Passes Intercepted (Team): 6, Navy, Sept. 15, 1973

Most Fumbles Lost: 5, Appalachian State, Sept. 18, 1976 & Furman, Sept. 14, 1974

Largest Crowd: 10,000, VMI vs. Navy, Sept. 15, 1973

Smallest Crowd: 2,400, VMI vs. Davidson, Oct. 31, 1970

Barrett Way booted an Alumni Memorial Field record 53-yard field goal against Liberty on Nov. 6, 2004.



Year-by-Year

R E S U L T S

1891 (3-0-1)

VMI	OPP.
6 Washington and Lee	0
0 Washington and Lee	0
18 St. John's (Md.)	0
28 at Pantops	12
52	Totals 12

1892 (4-0-1)

VMI	OPP.
18 St. John's	0
12 Wake Forest	12
34 Duke	0
34 Kentucky	0
30 Washington and Lee	6
128	Totals 18

1893 (3-1-0)

VMI	OPP.
28 Washington and Lee	0
10 North Carolina	4
34 Richmond	0
0 Virginia	22
72	Totals 26

1894 (6-0-0)

VMI	OPP.
44 St. Albans	0
4 Washington and Lee	0
48 Hampton Athletic Club	0
16 Washington & Lee	0
10 Virginia Tech (Staunton)	6
16 Roanoke College	0
138	Totals 6

1895 (5-1-0)

VMI	OPP.
18 at Washington and Lee	0
44 Richmond	0
26 Roanoke College	0
30 Washington and Lee	0
42 N.C. State (Atlanta)	6
4 Virginia Tech (Lynchburg)	6
164	Totals 12

1896 (3-4-0)

VMI	OPP.
12 Washington and Lee	0
0 at Washington and Lee	6
42 Alleghany Inst	0
0 St. Alban's	22
14 St. John's	0
0 Virginia Tech (Roanoke)	24
0 Virginia (Lynchburg)	46
68	Totals 98

1897 (3-2-0)

VMI	OPP.
14 Columbia	4
0 at Vanderbilt	12
20 at Roanoke College	6
42 Hampden-Sydney	0
0 St. Alban's (Lynchburg)	4
76	Totals 26

1898 (4-2-0)

VMI	OPP.
33 Columbia	0
16 Richmond	0
29 at Washington and Lee	5
22 St. Alban's	5
5 Georgetown (Richmond)	11
5 at Navy	20
110	Totals 41

1899 (1-0-0)

VMI	OPP.
39 Washington & Lee	0
39	Totals 0

1900 (4-1-2)

VMI	OPP.
11 at Washington and Lee	0
0 Virginia	0
0 St. Alban's	0
11 Georgetown (Richmond)	16
41 Washington and Lee	0
18 Hampton Athletic Club	0
5 Virginia Tech (Roanoke)	0
86	Totals 16

1901 (4-3-0)

VMI	OPP.
30 Hampden-Sydney	0
0 at Georgetown	5
79 Richmond	0
46 at Washington and Lee	6
0 Virginia (Lynchburg)	29
0 Virginia Tech (Norfolk)	21
44 Maryland	0
199	Totals 61

1902 (3-3-1)

VMI	OPP.
0 St. Alban's	0
11 at Georgetown	23
33 Richmond	0
10 UNC (Lynchburg)	17
29 Hampden-Sydney	0
11 Washington and Lee	0
5 Virginia Tech (Norfolk)	50
99	Totals 90

1903 (2-1-0)

VMI	OPP.
24 Old Point College	0
6 N.C. State	0
6 North Carolina (Roanoke)	28
36	Totals 28

1904 (3-5-0)

VMI	OPP.
0 N.C. State	6
0 at Navy	12
26 Marine Officers	6
0 at Virginia	17
6 St. John's	12
6 Davidson	0
27 Augusta Military Acad.	0
5 Virginia Tech (Roanoke)	17
70	Totals 70

1905 (2-5-1)

VMI	OPP.
0 N.C. State	5
6 Davidson	8
0 UNC (Winston-Salem)	17
0 Virginia Tech (Richmond)	34
0 Randolph-Macon	0
11 St. John's	10
23 William & Mary	0
0 at Navy	29
40	Totals 103

1906 (4-4-0)

VMI	OPP.
0 N.C. State	17
0 Davidson	6
15 St. John's	6
0 at Virginia	4
6 Roanoke College	5
33 Maryland	5
10 Rollers (AMA)	0
4 at Richmond	6
68	Totals 49

1907 (5-3-0)

VMI	OPP.
17 at Virginia	0
6 Davidson (Roanoke)	10
0 Virginia Tech (Roanoke)	22
58 William & Mary	0
69 Baltimore Medical	0
37 Navy Yard Athletics	0
44 Roanoke College	0
52 Eastern College	0
282	Totals 50

1908 (3-2-0)

VMI	OPP.
21 William & Mary	0
40 Hampden-Sydney	0
2 St. John's	10
57 Staunton Mil. Academy	0
0 Virginia Tech (Roanoke)	10
120	Totals 20

1909 (4-3-0)

VMI	OPP.
28 Roanoke College	0
3 UNC (Lynchburg)	0
0 at Virginia	32
0 St. John's	6
22 Randolph-Macon	5
0 Davidson (Lynchburg)	8
6 William & Mary	0
59	Totals 51

1910 (3-3-1)

VMI	OPP.
0 at North Carolina	6
0 Norfolk Blues	0
33 William & Mary	0
0 at Virginia	28
22 St. John's	0
8 Maryland	0
6 at Georgetown	14
69	Totals 48

1911 (7-1-0)

VMI	OPP.
38 Rollers (AMA)	0
5 Davidson (Roanoke)	0
6 N.C. State	5
25 Randolph-Macon	0
6 at Virginia	22
38 Richmond	0
80 Catholic U	0
5 St. John's (Roanoke)	0
203	Totals 27

1912 (7-1-0)

VMI	OPP.
27 Hampden-Sydney	0
30 Richmond Medical	0
26 Gallaudet	6
19 at Virginia	0
3 at Kentucky	2
3 St. John's	25
34 Roanoke College	3
21 at John's Hopkins	0
163	Totals 36

1913 (7-1-2)

VMI	OPP.
9 Hampden-Sydney	0
33 William & Mary	3
14 Mississippi	0
67 St. John's	0
7 at Virginia	38
0 Morris Harvey	0
30 Baltimore College	0
14 N.C. State (Richmond)	7
17 Roanoke	0
6 Virginia Tech (Roanoke)	6
197	Totals 54

1914 (4-4-0)

VMI	OPP.
29 Hampden-Sydney	7
10 Richmond	0
28 William & Mary	0
6 Gallaudet	0
7 at Georgia Tech	28
7 UNC (Charlotte)	30
23 Clemson (Richmond)	27
0 Virginia Tech (Roanoke)	3
110	Totals 95

1915 (6-2-1)

VMI	OPP.
25 Hampden-Sydney	7
19 William & Mary	6
7 Gallaudet	0
13 Richmond	6
3 North Carolina (Greensboro)	3
0 at Virginia	44
21 Wake Forest	6
6 Clemson (Richmond)	3
9 Virginia Tech (Roanoke)	27
103	Totals 102

1916 (4-5-0)		
VMI		OPP.
19	Hampden-Sydney	0
66	William & Mary	0
54	Gallaudet	0
9	at Maryland	15
13	at North Carolina	38
14	Catholic U	16
37	Clemson (Richmond)	7
7	Virginia	20
14	Virginia Tech (Roanoke)	23
233	Totals	119

1917 (4-4-1)		
VMI		OPP.
15	Hampden-Sydney	14
53	William & Mary	0
0	at Army	34
14	Maryland	14
7	Davidson (Danville)	23
54	Roanoke	0
0	N.C. State (Richmond)	17
19	Gallaudet	3
0	Virginia Tech (Roanoke)	6
162	Totals	111

1918 (1-3-0)		
VMI		OPP.
6	at Maryland	7
0	at Newport News Navy	41
19	Gallaudet	6
0	Virginia Tech (Roanoke)	6
25	Totals	60

1919 (6-2-0)		
VMI		OPP.
3	Hampden-Sydney	0
21	W&M (Richmond)	3
0	at Virginia	7
0	N.C. State (Roanoke)	21
29	at North Carolina	7
14	Davidson (Lynchburg)	7
41	Roanoke	0
13	Virginia Tech (Roanoke)	0
121	Totals	45

1920 (9-0-0)		
VMI		OPP.
54	Roanoke	0
136	Hampden-Sydney	0
22	at Virginia	6
35	Citadel (Lynchburg)	0
27	at Pennsylvania	7
14	N.C. State (Petersburg)	0
23	at North Carolina	0
96	Catholic U	0
24	Virginia Tech (Roanoke)	7
431	Totals	20

1921 (3-5-1)		
VMI		OPP.
13	Roanoke	0
32	Hampden-Sydney	0
7	Virginia	14
7	at Pennsylvania	21
7	UNC (Richmond)	20
7	at N.C. State	7
7	at Kentucky	14
7	Virginia Tech (Roanoke)	26
107	Totals	102

1922 (7-2-0)		
VMI		OPP.
34	at Lynchburg	7
50	Roanoke	0
62	Morris-Harvey	0
14	at Virginia	0
14	N.C. State (Norfolk)	0
61	Catholic U	0
7	UNC (Richmond)	9
46	at George Washington	0
3	Virginia Tech (Roanoke)	7
291	Totals	23

1923 (9-1-0)		
VMI		OPP.
6	U.S. Marines	0
33	Lynchburg	0
7	at Georgia Tech	10
27	Roanoke	6
35	at Virginia	0
22	N.C. State	7
46	Emory & Henry	0
9	UNC (Richmond)	0
33	at Tennessee	0
6	Virginia Tech (Roanoke)	0
224	Totals	23

1924 (6-3-1)		
VMI		OPP.
33	Wofford	0
39	Emory & Henry	0
0	at Georgia Tech	3
28	Roanoke	0
0	at Virginia	13
17	N.C. State (Richmond)	7
0	at North Carolina	3
10	at Kentucky	3
25	Hampden-Sydney	0
0	Virginia Tech (Roanoke)	0
152	Totals	29

1925 (6-4-0)		
VMI		OPP.
33	Lynchburg College	0
27	N.C. State (Richmond)	6
9	Wofford	0
46	Emory & Henry	0
0	at Georgia Tech	33
17	Roanoke	14
10	at Virginia	18
27	UNC (Richmond)	23
0	Kentucky (Charleston, W.Va.)	7
0	Virginia Tech (Roanoke)	7
169	Totals	108

1926 (5-5-0)		
VMI		OPP.
20	Wofford	0
10	Richmond	0
0	at Georgia Tech	13
7	Roanoke	13
7	Virginia	14
7	N.C. State (Richmond)	0
12	Davidson (Lynchburg)	7
0	at North Carolina	28
10	Kentucky (Charleston, W.Va.)	9
7	Virginia Tech (Roanoke)	14
80	Totals	98

1927 (6-4-0)		
VMI		OPP.
37	Wofford	0
22	Richmond	0
0	at Georgia Tech	7
32	Roanoke	0
8	at Virginia	13
6	Maryland (Richmond)	10
20	at Davidson	0
7	North Carolina	0
0	Kentucky (Charleston, W.Va.)	25
12	Virginia Tech (Roanoke)	9
144	Totals	64

1928 (5-3-2)		
VMI		OPP.
14	Hampden-Sydney	7
6	Richmond	6
0	at Georgia Tech	13
31	Roanoke	13
9	Virginia	0
0	Maryland (Richmond)	0
13	Davidson	0
0	Clemson (Lynchburg)	12
6	Kentucky	18
16	Virginia Tech (Roanoke)	6
95	Totals	75

1929 (8-2-0)		
VMI		OPP.
19	Hampden-Sydney	0
40	at Richmond	0
7	at Florida	12
12	The Citadel	7
20	at Virginia	7
7	at Maryland (Richmond)	6
12	at Davidson	6
12	Clemson (Norfolk)	0
12	Kentucky	23
14	Virginia Tech (Roanoke)	0
155	Totals	61

1930 (3-6-0)		
VMI		OPP.
12	Richmond	0
6	St. John's	0
6	at The Citadel	7
0	Virginia	13
0	Maryland (Richmond)	20
6	Davidson	0
0	Clemson	32
0	at Kentucky	26
0	Virginia Tech (Roanoke)	24
30	Totals	122

1931 (3-6-1)		
VMI		OPP.
6	Hampden-Sydney	0
0	Richmond	7
0	at Duke	13
13	The Citadel	13
18	at Virginia	3
20	Maryland (Richmond)	41
0	at Davidson	7
7	Clemson (Norfolk)	6
12	Kentucky	20
6	Virginia Tech (Roanoke)	13
82	Totals	123

1932 (2-8-0)		
VMI		OPP.
18	King College	6
0	at Kentucky	23
0	Duke	44
6	at The Citadel	12
0	Davidson	12
6	Virginia	4
7	Maryland (Richmond)	12
7	W&M (Richmond)	20
0	Richmond	7
0	Virginia Tech (Roanoke)	26
44	Totals	166

1933 (2-7-1)		
VMI		OPP.
0	Emory & Henry	20
6	Duke (Greensboro)	37
0	at Army	32
0	at Davidson	6
19	Maryland	13
13	at Virginia	12
0	William & Mary (Norfolk)	14
6	at Kentucky	21
0	at Richmond	15
0	Virginia Tech (Roanoke)	0
44	Totals	170

1934 (1-8-0)		
VMI		OPP.
0	Duke	46
6	at South Carolina	22
6	at Columbia	29
0	at Richmond	7
13	Virginia	17
13	William & Mary (Norfolk)	6
0	at Maryland	23
13	at Davidson	27
0	Virginia Tech (Roanoke)	13
51	Totals	190

1935 (2-7-1)		
VMI		OPP.
0	H-S (Lynchburg)	0
26	at Tulane	44
0	at Columbia	12
6	Richmond	13
0	Maryland	6
0	at Virginia	0
6	at William & Mary	0
0	North Carolina	56
6	Davidson	14
6	Virginia Tech (Roanoke)	12
63	Totals	157

1936 (6-4-0)		
VMI		OPP.
19	Wofford	0
24	South Carolina	7
0	at Kentucky	38
13	at Davidson	38
0	at Columbia	38
20	at Richmond	0
12	Virginia	6
21	at William & Mary	0
13	at Maryland	7
0	Virginia Tech (Roanoke)	6
122	Totals	140

1937 (5-5-0)		
VMI		OPP.
6	Elon	12
7	Temple	18
20	William & Mary (Norfolk)	9
7	Davidson	0
21	at Richmond	7
26	at Virginia	7
7	at Army	20
7	Maryland	9
27	The Citadel	0
6	Virginia Tech (Roanoke)	12
134	Totals	94

1938 (6-1-4)		
VMI		OPP.
33	Elon	7
12	at Virginia	12
0	at Navy	26
7	Clemson (Charlotte)	7
13	at Richmond	6
14	at William & Mary	0
47	at Maryland	14
6	Wake Forest	6
19	Davidson	6
6	Roanoke College	0
2	Virginia Tech (Roanoke)	2
159	Totals	86

1939 (6-3-1)		
VMI		OPP.
41	Roanoke	0
0	at Kentucky	21
2	Davidson (Bluefield)	0
20	at Vanderbilt	13
16	Virginia	13
7	at Columbia	26
0	at Richmond	0
7	Duke	20
13	Maryland (Norfolk)	0
19	Virginia Tech (Roanoke)	7
125	Totals	100

1940 (7-2-1)		
VMI		OPP.
33	Roanoke	0
0	at Duke	33
13	Newberry	0
6	at Davidson	7
7	at Virginia	0
7	at Richmond	9
0	William & Mary	0
20	Washington U	13
20	Maryland (Lynchburg)	0
14	Virginia Tech (Roanoke)	0
127	Totals	62

1941 (4-6-0)

VMI		OPP.
7	Clemson (Lynchburg)	36
13	at Temple	28
20	at Army	27
7	Virginia	27
25	at Richmond	7
13	Davidson (Lynchburg)	7
0	William & Mary	21
27	at Maryland	0
15	Virginia Tech (Lynchburg)	10
7	at Miami (FL)	10
134	Totals	173

1942 (3-5-1)

VMI		OPP.
0	Clemson (Lynchburg)	0
6	at Temple	7
38	at Virginia	18
29	Maryland	0
20	at Richmond	6
6	Davidson (Lynchburg)	24
0	at Wake Forest	28
6	William & Mary (Norfolk)	27
6	Virginia Tech (Roanoke)	20
111	Totals	130

1943 (2-6-0)

VMI		OPP.
0	at Temple	27
13	Davidson	0
12	Clemson (Roanoke)	7
0	at Richmond	27
0	Wake Forest (Lynchburg)	21
0	Virginia	34
7	at Georgia	46
14	Maryland (Roanoke)	21
46	Totals	183

1944 (1-8-0)

VMI		OPP.
6	Catawba	7
26	at Richmond	20
7	Wake Forest (Greensboro)	38
2	at Kentucky	26
0	Virginia (Lynchburg)	34
6	N.C. State	21
12	at Clemson	57
0	William & Mary (Portsmouth)	20
6	Maryland (Roanoke)	8
65	Totals	231

1945 (5-4-0)

VMI		OPP.
37	Emory & Henry	0
40	at Richmond	6
7	Virginia (Lynchburg)	40
21	N.C. State	14
9	at William & Mary	13
27	Vanderbilt	13
0	at Maryland	38
7	Catawba	14
7	Virginia Tech (Roanoke)	0
155	Totals	138

1946 (4-5-1)

VMI		OPP.
21	Catawba	7
7	at Richmond	7
0	at Georgia Tech	32
8	at Virginia	19
25	Davidson	0
0	at William & Mary	41
7	N.C. State (Roanoke)	49
26	at Furman	7
21	The Citadel	6
7	Virginia Tech (Roanoke)	20
122	Totals	188

1947 (3-5-1)

VMI		OPP.
13	Catawba	6
13	George Washington	7
0	at Georgia Tech	20
20	at Richmond	21
6	Virginia	35
14	at Davidson	14
20	at William & Mary	28
6	at The Citadel	7
28	Virginia Tech (Roanoke)	14
120	Totals	152

1948 (6-3-0)

VMI		OPP.
28	Catawba	6
26	at George Washington	6
0	*William & Mary	31
9	at Richmond	0
14	at Virginia	26
33	Davidson	6
6	at Tulane	28
34	The Citadel	6
33	Virginia Tech (Roanoke)	7
183	Totals	116

* Oyster Bowl - Norfolk, VA

1949 (3-5-1)

VMI		OPP.
7	Quantico Marines	14
14	GWU (Lynchburg)	7
6	at William & Mary	54
14	*Richmond	7
13	Virginia (Lynchburg)	32
14	at Army	40
47	Davidson	6
14	at The Citadel	19
28	Virginia Tech (Roanoke)	28
157	Totals	207

* Tobacco Bowl-Richmond

1950 (6-4-0)

VMI		OPP.
S23	25 Wm. & Mary (Roanoke)	19
S29	12 at G. Washington	15
O7	26 at Richmond	14
O14	0 at Texas A & M	52
O21	13 at Virginia	26
O28	13 Catawba	14
N4	46 at Davidson	6
N11	14 at Georgia Tech	13
N18	13 The Citadel	7
N23	27 Va. Tech (Roanoke)	0
189	Totals	166

**1951 (7-3-0)
Southern Conference
Champions**

VMI		OPP.
S15	7 at Cincinnati	26
S22	29 Wofford	6
S29	34 at Richmond	0
O6	20 at William & Mary	7
O20	14 at Virginia	34
O27	34 at Catawba	14
N3	35 Davidson	13
N10	7 at Georgia Tech	34
N17	27 at The Citadel	21
N22	20 Virginia Tech (Roanoke)	7
227	Totals	162

1952 (3-6-1)

VMI		OPP.
S20	13 William & Mary (Roanoke)	34
S26	0 at Miami (FL)	45
O4	28 Richmond	14
O10	28 at Florida State	7
O18	14 *Virginia	33
O24	20 at George Washington	20
N1	14 at Army	42
N8	21 W. Virginia (Roanoke)	39
N15	20 The Citadel	19
N27	7 Virginia Tech (Roanoke)	26
165	Totals	279

* Tobacco Bowl - Richmond, VA

1953 (5-5-0)

VMI		OPP.
S19	44 Catawba	0
S26	13 George Washington	14
O3	7 at Richmond	13
O10	14 at The Citadel	0
O17	21 at Virginia	6
O24	20 at West Virginia	52
O31	7 at Florida State	12
N7	20 William & Mary (Roanoke)	19
N14	0 at Cincinnati	67
N26	28 Virginia Tech (Roanoke)	13
174	Totals	196

1954 (4-6-0)

VMI		OPP.
S18	0 Davidson	19
S25	16 at George Washington	14
O2	19 at Richmond	6
O9	0 at Boston College	44
O16	0 at Virginia	21
O23	6 West Virginia (Bluefield)	40
O30	19 Florida State (Lynchburg)	33
N6	21 William & Mary (Roanoke)	0
N13	42 The Citadel	0
N25	9 Virginia Tech (Roanoke)	46
132	Totals	223

1955 (1-9-0)

VMI		OPP.
S17	7 at Tulane	20
S24	6 George Wash. (Roanoke)	25
O1	0 Richmond	21
O8	12 West Virginia (Bluefield)	47
O15	13 at Virginia	20
O22	7 Davidson	21
O29	13 at William & Mary	20
N5	0 at Lehigh	39
N12	14 at The Citadel	7
N19	13 Virginia Tech (Roanoke)	39
85	Totals	259

1956 (3-6-1)

VMI		OPP.
S15	47 at Stetson	6
S22	0 at Virginia	18
S29	12 at Army	32
O6	35 at Richmond	20
O13	20 Lehigh	27
O19	14 at George Washington	40
O27	13 at Davidson	13
N3	20 W&M (Lynchburg)	6
N10	6 at West Virginia	13
N22	0 Virginia Tech (Roanoke)	45
167	Totals	220

**1957 (9-0-1)
Southern Conference
Champions**

VMI		OPP.
S21	7 at Tampa	0
S28	21 at Holy Cross	21
O5	28 at Richmond	6
O12	26 Davidson	14
O19	14 at William & Mary	13
O26	26 GWU (Roanoke)	20
N2	20 at Virginia	7
N9	12 at Lehigh	7
N16	33 The Citadel	7
N28	14 Virginia Tech (Roanoke)	6
201	Totals	101

1958 (6-2-2)

VMI		OPP.
S20	46 Morehead State	20
S27	33 at Villanova	6
O4	12 Richmond	6
O11	6 William & Mary (Bluefield)	6
O18	13 at Tampa	12
O25	42 at Davidson	7
N1	33 Virginia (Norfolk)	0
N8	7 Lehigh (Lynchburg)	7
N15	6 at The Citadel	14
N27	16 Virginia Tech (Roanoke)	21
214	Totals	99

1959 (8-1-1)**Southern Conference
Champions**

VMI		OPP.
S19	46 at Marshall	0
S26	0 at Penn State	21
O3	14 Richmond (Portsmouth)	14
O10	19 Virginia (Lynchburg)	12
O17	26 William & Mary (Norfolk)	7
O24	34 Davidson	7
O30	28 at George Washington	6
N7	7 at Lehigh	6
N14	32 The Citadel	8
N26	37 Virginia Tech (Roanoke)	12
243	Totals	93

1960 (7-2-1)**Southern Conference
Champions**

VMI		OPP.
S17	33 at William & Mary	21
S24	28 at Buffalo	14
O1	21 Richmond	6
O7	34 at George Washington	10
O15	30 at Virginia	16
O22	14 at Boston College	14
O29	8 at Memphis State	21
N5	18 Lehigh	14
N12	20 at The Citadel	6
N24	12 Va. Tech (Roanoke)	13
218	Totals	135

1961 (6-4-0)

VMI		OPP.
S16	33 at Marshall	6
S23	0 at Villanova	22
S29	8 at Richmond	6
O7	6 at G. Washington	30
O14	7 Virginia (Norfolk)	14
O21	13 at Davidson	0
O28	14 at William & Mary	7
N4	8 The Citadel	14
N11	39 at Buffalo	6
N23	6 Virginia Tech (Roanoke)	0
134	Totals	105

1962 (6-4-0)**Southern Conference
Champions**

VMI		OPP.
S15	22 G. Wash. (Lynchburg)	6
S22	0 at Villanova	24
S28	21 at Richmond	0
O6	0 at Boston College	18
O13	6 at Virginia	28
O20	20 Davidson	7
O27	6 William & Mary	0
N3	16 at The Citadel	7
N10	14 at Holy Cross	20
N22	14 Virginia Tech (Roanoke)	9
119	Totals	119

1963 (3-5-2)

VMI		OPP.
S21	14 George Washington	6
S28	6 at Iowa State	21
O5	10 at Davidson	10
O12	0 Virginia (Richmond)	6
O19	12 *Navy	21
O25	7 at Richmond	7
N2	26 at William & Mary	6
N9	12 at Holy Cross	14
N16	33 The Citadel	8
N28	20 Virginia Tech (Roanoke)	35
140	Totals	134

* Oyster Bowl - Norfolk, VA

1964 (1-9-0)			
VMI		OPP.	
S19	12	William & Mary	14
S26	14	at Richmond	20
O3	7	at Villanova	27
O10	19	*Virginia	20
O17	10	at Buffalo	14
O24	35	Davidson	0
O31	6	at Tulane	25
N6	7	at Detroit	28
N14	0	at The Citadel	17
N26	13	Virginia Tech (Roanoke)	35
123	Totals	200	
* Tobacco Bowl - Richmond, VA			

1965 (3-7-0)			
VMI		OPP.	
S18	21	at William & Mary	32
S25	7	at Army	21
O2	0	at George Washington	14
O9	10	at Virginia	14
O16	0	at Southern Mississippi	3
O23	16	at Davidson	10
O30	12	at Boston College	41
N6	21	Richmond	14
N13	21	The Citadel	7
N25	13	Va. Tech (Roanoke)	44
121	Totals	200	

1966 (2-8-0)			
VMI		OPP.	
S17	14	at Villanova	13
S24	7	Georgia (Roanoke)	43
O1	0	at Boston College	14
O7	34	at Richmond	20
O15	27	at Virginia	38
O22	0	George Washington	13
O29	15	William & Mary	22
N5	6	at So. Mississippi	42
N12	14	at The Citadel	30
N24	12	Va. Tech (Roanoke)	70
129	Totals	305	

1967 (6-4-0)			
VMI		OPP.	
S16	46	Davidson	21
S23	9	at West Virginia	21
S30	0	Richmond	3
O7	28	*William & Mary	33
O14	22	The Citadel (Roanoke)	11
O21	6	at Georgia	56
O28	18	at Virginia	13
N4	38	Akron	14
N11	26	at Boston College	13
N23	12	Va. Tech (Roanoke)	10
205	Totals	195	
* Tobacco Bowl - Richmond, VA			

1968 (1-9-0)			
VMI		OPP.	
S21	12	at Vanderbilt	25
S28	0	at Virginia	47
O5	13	Villanova	19
O11	7	W. Virginia (Roanoke)	14
O19	8	at The Citadel	13
O26	10	William & Mary	20
N2	0	at Richmond	35
N9	21	at Davidson	17
N16	13	at Boston College	45
N28	6	Va. Tech (Roanoke)	55
90	Totals	290	

1969 (0-10-0)			
VMI		OPP.	
S20	0	at Rice	55
S27	0	Richmond	20
O4	0	at West Virginia	32
O11	10	*Virginia	28
O18	2	The Citadel	28
O25	17	at William & Mary	25
N1	6	at Davidson	59
N8	11	at North Carolina	61
N15	32	at Boston College	49
N27	0	Va. Tech (Roanoke)	52
78	Totals	409	
* Tobacco Bowl - Richmond, VA			

1970 (1-10-0)			
VMI		OPP.	
S12	13	Furman	0
S19	0	at Rice	42
S26	10	at West Virginia	47
O3	3	at Boston College	56
O10	10	at Virginia	49
O17	10	William & Mary	24
O24	9	at The Citadel	56
O31	21	Davidson	55
N7	13	at North Carolina	62
N14	17	at Richmond	40
N21	14	Va. Tech (Roanoke)	20
120	Totals	451	

1971 (1-10-0)			
-VMI		OPP.	
S18	27	Davidson	3
S25	3	at Villanova	13
O2	0	at Furman	14
O9	24	Citadel	25
O16	6	at Richmond	21
O23	7	at William & Mary	12
O30	0	at Maryland	38
N6	0	at So. Mississippi	38
N13	3	at West Virginia	28
N20	8	Chattanooga	31
N27	0	Va. Tech (Roanoke)	34
78	Totals	257	

1972 (2-9-0)			
VMI		OPP.	
S9	3	East Carolina	30
S16	14	Davidson	18
S23	16	at Maryland	28
S30	15	at Richmond	34
O7	3	at The Citadel	42
O14	14	at Virginia	45
O21	3	William & Mary	31
O28	10	at Dayton	14
N4	31	Furman	7
N11	24	at West Virginia	50
N18	17	at UT-Chattanooga	0
150	Totals	299	

1973 (3-8-0)			
VMI		OPP.	
S8	0	at Virginia	16
S15	8	Navy	37
S22	0	at Richmond	35
S29	0	at Tulane	42
O6	23	The Citadel	6
O13	7	at East Carolina	42
O20	13	at Furman	19
O27	14	at William & Mary	45
N3	24	Davidson	17
N10	7	at Georgia Tech	36
N17	22	at Virginia Tech	21
118	Totals	316	

1974 (7-4-0)			
Southern Conference Champions			
VMI		OPP.	
S14	7	Furman	0
S21	7	at Vanderbilt	45
S28	43	at Davidson	7
O5	22	*Virginia Tech	17
O12	20	at The Citadel	9
O19	14	at So. Mississippi	15
O26	31	William & Mary	20
N2	14	at Richmond	17
N9	10	at Virginia	28
N16	31	Colgate	14
N23	13	East Carolina	3
212	Totals	175	
* Tobacco Bowl - Richmond			

1975 (3-8-0)			
VMI		OPP.	
S13	9	Delaware	10
S20	21	at Virginia	22
S27	55	Davidson	0
O4	13	at Furman	10
O11	10	at Georgia Tech	38
O18	19	*Richmond	24
O25	3	The Citadel	6
N8	7	William & Mary	13
N15	0	at Virginia Tech	33
N22	12	at East Carolina	28
N29	13	at Connecticut	3
162	Totals	187	
* Tobacco Bowl - Richmond, VA			

1976 (5-5-0)			
VMI		OPP.	
S11	20	at William & Mary	34
S18	12	Appalachian State	31
S25	0	at Richmond	43
O2	17	Furman	3
O9	7	*Virginia Tech	37
O16	3	East Carolina	17
O23	10	at Delaware	6
O30	13	**Virginia	7
N6	30	at The Citadel	14
N20	26	Indiana State	14
138	Totals	206	
* Tobacco Bowl - Richmond, VA			
** Oyster Bowl - Norfolk, VA			

1977 (7-4-0)			
Southern Conference Champions			
VMI		OPP.	
S10	23	William & Mary	13
S17	14	at Army	27
S24	13	at East Carolina	14
O8	25	Richmond	0
O15	19	The Citadel	3
O22	20	at Lehigh	30
O29	21	Davidson	0
N5	30	at Virginia	6
N12	31	at Furman	28
N19	20	Rhode Island	7
N26	7	at Virginia Tech	27
223	Totals	155	

1978 (3-8-0)			
VMI		OPP.	
S9	3	at William & Mary	10
S16	25	Bucknell	14
S23	3	at The Citadel	14
S30	17	at Virginia	9
O7	6	East Carolina	19
O14	23	*Richmond	6
O21	10	Lehigh	14
O28	12	Western Carolina	41
N4	3	at Georgia	41
N11	10	Appalachian State	31
N18	2	at Virginia Tech	28
114	Totals	227	
* Tobacco Bowl - Richmond, VA			

1979 (6-4-1)			
VMI		OPP.	
S8	7	William & Mary	3
S15	17	Richmond	7
S22	0	at Virginia	19
S29	10	at East Carolina	45
O6	24	East Tennessee St.	14
O13	27	at Appalachian St.	22
O20	6	The Citadel	37
O27	21	Furman	20
N3	13	Connecticut	13
N10	13	at Marshall	3
N17	20	Virginia Tech	27
158	Totals	210	

1980 (3-7-1)			
VMI		OPP.	
S6	14	at Western Carolina	16
S13	13	at William & Mary	10
S20	17	Marshall	3
S27	16	at Furman	21
O4	0	at The Citadel	28
O11	10	U.T./Chattanooga	55
O18	22	at Richmond	17
O25	6	Villanova	17
N1	22	at Boston University	38
N8	16	Appalachian State	16
N15	6	*Virginia Tech	21
142	Totals	242	
* Oyster Bowl - Norfolk, VA			

1981 (6-3-1)			
VMI		OPP.	
S12	21	Western Carolina	14
S19	14	at Army	7
S26	31	William & Mary	14
O10	14	*The Citadel	0
O17	14	at Appalachian St.	14
O24	20	at Marshall	16
O31	10	at Virginia	13
N7	14	Richmond	45
N14	21	Furman	33
N21	6	at Virginia Tech	0
165	Totals	156	
* Oyster Bowl, Norfolk, VA			

1982 (5-6-0)			
VMI		OPP.	
S11	21	at East Tenn. State	3
S18	12	at William & Mary	24
S25	69	Central Florida	0
O2	3	at Furman	38
O9	7	at The Citadel	21
O16	35	James Madison	7
O23	14	*Richmond	0
O30	0	at Virginia	37
N6	20	Marshall	22
N13	31	Appalachian State	14
N20	3	**Virginia Tech	14
221	Totals	180	
* Tobacco Bowl - Richmond, VA			
** Oyster Bowl - Norfolk, VA			

1983 (2-9-0)			
VMI		OPP.	
S10	14	William & Mary	28
S17	0	at Appalachian St.	31
S24	0	at Virginia Tech	28
O1	0	Furman	49
O8	6	The Citadel	27
O15	10	at Virginia	38
O22	24	East Tenn. State	12
O29	19	Richmond	35
N5	6	at U.T./Chattanooga	23
N12	14	Maine	12
N19	7	at Marshall	56
100	Totals	339	

1984 (1-9-0)			
VMI		OPP.	
S8	13	at William & Mary	24
S15	7	at Virginia	35
S22	16	Western Carolina	22
S29	20	Appalachian State	16
O6	7	*Virginia Tech	54
O20	0	U.T./Chattanooga	35
O27	3	at Richmond	45
N3	24	at The Citadel	27
N10	17	at James Madison	21
N17	14	Boston University	41
121	Totals	320	
* Oyster Bowl - Norfolk, VA			

1985 (3-7-1)		
VMI		OPP.
S14	15 at Virginia	40
S21	14 Richmond	28
S28	7 at North Carolina	51
O5	14 The Citadel	14
O12	23 East Tennessee State	19
O19	16 at Marshall	21
O26	39 William and Mary	38
N2	10 at Appalachian St.	26
N9	14 James Madison	7
N16	7 at U.T./Chattanooga	54
N23	30 at Western Carolina	35
189	Totals	333

1986 (1-10-0)		
VMI		OPP.
S13	22 at William & Mary	37
S20	3 Furman	34
S27	7 at James Madison	39
O4	9 Marshall	16
O11	47 at The Citadel	30
O18	9 at Richmond	40
O25	0 at Western Carolina	34
N1	9 Central Florida	38
N8	6 at Georgia Tech	52
N15	6 Appalachian State	19
N22	20 at East Tennessee St.	31
138	Totals	370

1987 (4-7-0)		
VMI		OPP.
S12	24 West Virginia Tech	3
S19	10 at Appalachian St.	27
S26	27 Wofford	11
O3	0 at Virginia	30
O10	7 at The Citadel	3
O17	17 James Madison	20
O24	7 at Marshall	42
O31	6 *William & Mary	17
N7	0 at Furman	38
N14	20 East Tennessee St.	13
N21	0 U.T./Chattanooga	31
118	Totals	235

* Oyster Bowl - Norfolk, VA

1988 (2-9-0)		
VMI		OPP.
S3	10 at East Tennessee State	26
S10	7 at William & Mary	30
S17	13 Richmond	14
S24	20 Marshall	24
O1	13 at Furman	31
O8	20 Appalachian State	34
O22	0 at James Madison	37
O29	18 Wofford	17
N5	7 at Georgia Tech	34
N12	20 *The Citadel	31
N19	24 Western Carolina	20
152	Totals	298

* Oyster Bowl - Norfolk, VA

1989 (2-8-1)		
VMI		OPP.
S2	16 East Tennessee State	17
S9	7 at North Carolina	49
S16	17 William & Mary	24
S23	22 at Richmond	27
S30	6 Furman	3
O7	0 at Appalachian State	34
O21	0 at James Madison	25
O28	10 at Marshall	40
N4	39 Davidson	36
N11	20 The Citadel	10
N18	14 at U.T. Chattanooga	14
151	Totals	306

1990 (4-7-0)		
VMI		OPP.
S1	24 Catawba	7
S8	20 at Western Carolina	28
S15	24 James Madison	21
S22	17 at Army	41
O6	22 at Furman	51
O13	47 *William & Mary	59
O20	66 West Virginia Tech	27
O27	7 Marshall	52
N3	3 at The Citadel	23
N10	0 Appalachian State	17
N17	21 at East Tennessee State	20
251	Totals	346

* Oyster Bowl - Norfolk, VA

1991 (4-7-0)		
VMI		OPP.
S7	35 East Tennessee State	20
S14	19 at Appalachian State	24
S21	42 Lafayette	21
S28	38 at Richmond	27
O5	28 Furman	46
O12	26 William & Mary	40
O26	14 *The Citadel	17
N2	0 at Virginia	42
N9	27 Western Carolina	25
N16	0 at Marshall	61
N23	14 at U.T. Chattanooga	50
243	Totals	373

* Oyster Bowl - Norfolk, VA

1992 (3-8-0)		
VMI		OPP.
S5	16 at East Tennessee State	18
S12	16 at William & Mary	21
S19	16 Marshall	34
S26	48 West Virginia Tech	8
O3	13 at Furman	41
O10	25 at Western Carolina	28
O17	12 Appalachian State	27
O24	18 *Richmond	41
N7	44 Wofford	13
N14	0 at The Citadel	50
N21	37 UT-Chattanooga (OT)	34
245	Totals	315

* Oyster Bowl - Norfolk, VA

1993 (1-10-0)		
VMI		OPP.
S4	14 at Richmond	38
S18	7 East Tennessee State	10
S25	9 at Army	31
O2	6 *William & Mary	49
O9	0 at Marshall	51
O16	35 UT-Chattanooga (2OT)	29
O23	0 Georgia Southern	57
O30	0 at Furman	24
N6	14 at Western Carolina	38
N13	33 at The Citadel	34
N20	21 Appalachian State	35
139	Totals	396

* Oyster Bowl - Norfolk, VA

1994 (1-10-0)		
VMI		OPP.
S3	31 Richmond	34
S17	21 at East Tennessee State	31
S24	7 at William and Mary	45
O1	0 at Georgia Southern	49
O8	7 Marshall	49
O15	14 at UT-Chattanooga	49
O22	11 Furman	28
O29	7 Western Carolina	33
N5	15 James Madison	38
N12	14 *The Citadel	58
N19	26 at Appalachian State (OT)	23
153	Totals	437

* Oyster Bowl - Norfolk, VA

1995 (4-7-0)		
VMI		OPP.
S2	28 at Richmond	51
S9	50 Liberty	31
S16	37 East Tennessee State	23
S23	24 at Furman	55
S30	7 William & Mary	27
O7	21 at Marshall	56
O14	17 UT-Chattanooga	12
O28	14 at Western Carolina	31
N4	24 Appalachian State	26
N11	34 at The Citadel	7
N18	13 *Georgia Southern	31
153	Totals	437

* Oyster Bowl - Norfolk, VA

1996 (3-8-0)		
VMI		OPP.
S7	7 at Mississippi	31
S14	21 at William & Mary	40
S21	0 at East Tennessee State	38
S28	14 Furman	31
O5	17 at Georgia Southern	20
O12	20 Marshall	45
O19	28 at UT-Chattanooga	14
N2	14 Western Carolina	28
N9	20 Richmond	7
N16	34 The Citadel (2OT)	27
N23	14 at Appalachian State	26
189	Totals	296

1997 (0-11-0)		
VMI		OPP.
S6	13 at Wofford	23
S13	12 William & Mary	41
S20	3 at Richmond	56
S27	14 at Furman	35
O4	0 Georgia Southern	49
O11	24 Chattanooga	27
O18	7 at Navy	42
N1	0 at Western Carolina	24
N8	7 Appalachian State	42
N15	6 at The Citadel	28
N22	7 East Tennessee State	17
93	Totals	384

1998 (1-10-0)		
VMI		OPP.
S5	26 Lenoir-Rhyne	7
S12	0 at William & Mary	49
S19	8 at East Tennessee State	44
S26	14 Furman	51
O3	7 at Georgia Southern	63
O10	20 Wofford	42
O17	7 at Chattanooga	45
O24	38 Morehead State	41
O31	17 Western Carolina	39
N7	0 at Appalachian State	51
N14	10 The Citadel	36
147	Totals	468

1999 (1-10-0)		
VMI		OPP.
S4	6 at Richmond	42
S11	15 Concord	14
S18	17 East Tennessee State	26
S25	0 at Furman	58
O2	0 Georgia Southern	62
O9	10 at Wofford	55
O16	0 Chattanooga	27
O23	14 William & Mary	35
O30	2 at Western Carolina	40
N6	7 Appalachian State	34
N13	6 at The Citadel	7
77	Totals	400

2000 (2-9-0)		
VMI		OPP.
S2	31 Duquesne	57
S9	15 at William & Mary	55
S16	3 at East Tennessee State	38
S23	21 Furman	35
S30	3 at Georgia Southern	56
O7	28 Wofford	45
O14	14 at Chattanooga	27
O21	40 Charleston Southern	7
O28	31 Western Carolina	41
N4	0 at Appalachian State	52
N11	41 The Citadel	21
227	Totals	434

2001 (1-10-0)		
VMI		OPP.
A30	18 at Duquesne	41
S8	0 William & Mary	34
S22	7 at Furman	65
S29	14 Georgia Southern	31
O6	14 at Wofford	59
O13	19 Chattanooga (OT)	16
O27	17 at Western Carolina	44
N3	17 Appalachian State	27
N10	7 at The Citadel	49
N17	28 Samford	46
N22	23 East Tennessee State	34
164	Totals	446

2002 (6-6-0)		
VMI		OPP.
A31	27 at Charleston Southern	24
S7	41 Davidson	16
S14	31 at William & Mary	62
S21	21 at East Tennessee State	35
S28	28 FURMAN	55
O5	7 at Georgia Southern	52
O12	27 WOFFORD	16
O19	35 at Chattanooga	31
O26	38 LIBERTY	14
N2	23 WESTERN CAROLINA	35
N9	13 at Appalachian State	54
N16	23 vs. The Citadel!	21
314	Totals	415

2003 (6-6-0)		
VMI		OPP.
A30	10 at Navy	37
S6	31 at Davidson	9
S13	24 WILLIAM & MARY	34
S20	34 NORFOLK STATE	9
S27	42 GEORGETOWN	14
O4	28 at Liberty	31
O11	50 CHARLESTON SO.	7
O18	25 GARDNER-WEBB	37
O25	25 at Richmond	35
N1	19 at Coastal Carolina	10
N8	48 AUSTIN PEAY	7
N15	23 vs. The Citadel!	27
359	Totals	257

!- Charlotte, NC

2004 (0-11-0)		
VMI		OPP.
S4	14 at Ohio	42
S11	7 Richmond	34
S18	10 Tennessee Tech	16
S25	6 at William & Mary	42
O2	24 at Charleston Southern	25
O9	0 at Georgetown	21
O16	14 Coastal Carolina	21
O23	17 at Gardner-Webb	28
O30	10 at James Madison	41
N6	17 Liberty	38
N20	18 Wofford	19
137	Totals	327

2005 (3-8-0)		
VMI		OPP.
S3	33 Davidson	0
S10	7 William & Mary	41
S17	14 at Duke	40
S24	26 Lehigh	28
O1	10 at Liberty	7
O8	34 Charleston Southern	12
O15	23 at Wofford	38
O22	52 Gardner-Webb (3OT)	55
O29	14 at #13 Coastal Carolina	38
N5	3 at #23 Richmond	38
N19	14 The Citadel	22

THE LAST TIME...

...A punt was returned for a touchdown?

VMI: Teray Frost vs. Charleston Southern, 79 yards, Oct. 21, 2000
Opp: Anthony Williams (Georgia Southern), 87 yards, Oct. 5, 2002

...A kickoff was returned for a touchdown?

VMI: Kevin Solomon vs. Samford, 86 yards, Nov. 17, 2001
Opp: Lamar Rembert (Furman), 77 yards, Sept. 22, 2001

...An interception was returned for a touchdown?

VMI: Robert Mason vs. Lehigh, 90 yards, Sept. 24, 2005
Opp: Stephen Cason (William & Mary), 57 yards, Sept. 10, 2005

...A blocked punt was recovered for a touchdown?

VMI: Musa Sarki vs. Charleston Southern, Oct. 11, 2003
Opp: Ryan Steele (Wofford), Oct. 6, 2001

...A safety was recorded?

VMI: Vic Rosen vs. Charleston Southern, Oct. 8, 2005
Opp: Team (Duke, Ball Snapped Out of Endzone), Sept. 17, 2005

...A team's own fumble was recovered for a touchdown?

VMI: John Puvogel vs. Gardner-Webb, Oct. 18, 2003
Opp: George Pressley (Gardner-Webb), Oct. 22, 2005

...An opponent's fumble was recovered for a touchdown?

VMI: Robert Mason vs. Chattanooga, 18 yard return, Oct. 19, 2002
Opp: Julian Austen (Lehigh), 39 yard return, Sept. 24, 2005

...Teammates rushed for 100 yards?

VMI: T.J. Snelling, 109 yards & Sean Mizzer, 226 yards, vs. Davidson, Sept. 6, 2003
Opp: Stacey Tutt, 104 yards & Tim Hightower, 103 yards, Richmond, Nov. 5, 2005

...A quarterback surpassed the 100 yard mark in rushing and passing?

VMI: Tony Scales, 143 yards rushing & 164 yards passing, vs. Appalachian State, Oct. 17, 1992
Opp: Stacey Tutt, 104 yards rushing & 273 yards passing, Nov. 5, 2005

...An individual rushed for 200 yards?

VMI: Sean Mizzer (206 yards) vs. Davidson, Sept. 6, 2003
Opp: Dre Barnes (Liberty), 211 yards, Oct. 4, 2003

...A quarterback passed for 300 or more yards?

VMI: Jonathan Wilson vs. Austin Peay, 306 yards, Nov. 8, 2003
Opp: Collin Drafts (Charleston Southern), 330 yards, Oct. 2, 2004

...A receiver netted 100 yards in a game?

VMI: Zohn Burden, 153 yards vs. Gardner-Webb, Oct. 22, 2005
Opp: Arman Shields (Richmond), 131 yards, Nov. 5, 2005

...An individual rushed for 100 yards and netted 100 yards receiving

VMI: Sean Mizzer, 106 yards rushing, 104 yards receiving, vs. Western Carolina, Nov. 2, 2002
Opp: N/A

...An individual intercepted 3 passes in a game?

VMI: Gene Williams vs. The Citadel, Oct. 6, 1973
Opp: Marcus Johnson (The Citadel), Nov. 14, 1998

...An individual rushed for 3 or more touchdowns in a game?

VMI: Thomas Haskins, 4, vs. The Citadel, Nov. 16, 1996
Opp: Tyler Thigpen (Coastal Carolina), 3, Oct. 29, 2005

...An individual threw 4 or more touchdowns in a game?

VMI: Jonathan Wilson vs. Gardner-Webb, 4, Oct. 22, 2005
Opp: Stacy Tutt (Richmond), 4, Sept. 11, 2004

...An individual caught 3 touchdown passes in a game?

VMI: Teray Frost vs. The Citadel, Nov. 11, 2000
Opp: William Andrews (Gardner-Webb), Oct. 18, 2003

...A punt was blocked?

VMI: Tripp Smith vs. Liberty, Nov. 6, 2004
Opp: Ryan Radloff (Duke), Sept. 17, 2005

...A defensive 2-pt conversion was scored?

VMI: Grant Harris vs. Charleston Southern, Oct. 8, 2005

...A blocked field goal was returned for a touchdown?

VMI: Robert Mason, 69 yards, vs. Austin Peay, Nov. 8, 2003

...A shutout was recorded?

VMI: vs. Davidson (33-0), Sept. 3, 2005
Opponent: Georgetown (21-0), Oct. 9, 2004



Grant Harris returned a defensive two-point conversion against Charleston Southern on October 8, 2005.

Big South Conference



Kyle Kallander
Commissioner



James Companion
Associate Commissioner



Dawn Turner
Associate Commissioner



Mark Simpson
Director of
Public Relations



Lauren Cooper
Coordinator of Creative
Services



Chad Cook
Assistant Director of
Marketing

For more than 20 years, the Big South Conference has been a progressive, NCAA Division I athletic Conference reflecting the energy and growth of the Southeastern United States. Founded in 1983, the Big South has matured into a competitive leader in college athletics, actively pursuing excellence both on the field of play and in the classroom. Based in Charlotte, N.C., the Big South Conference's growing presence as an NCAA Division I athletic league is evident by competitive success on the national stage, innovative marketing and media partnerships, increased football and basketball television packages, the enhancement of the quality of the student-athlete experience, and strategic planning that has carried the Big South through the first decade of the 21st Century.

Now in its 23rd year of existence, the Big South Conference continues to emerge, providing quality athletic competition while intentionally fostering the academic, personal, social, athletic and leadership development of each student-athlete. The League consists of nine member institutions: Birmingham-Southern College, Charleston Southern University, Coastal Carolina University, High Point University, Liberty University, UNC Asheville, Radford University, Virginia Military Institute and Winthrop University, while its geographic breakdown features Alabama (1 member), North Carolina (2), South Carolina (3) and Virginia (3). Two new members will join the Big South footprint in 2008-09. Gardner-Webb University, an associate member in football, will become a full member, joining Presbyterian College, which is beginning its transition to Division I athletics in 2006.

In the Fall of 2002, the Big South welcomed the addition of football as a Conference sport, bringing the number of Division I championship programs the Big South sponsors to 18. The League sponsors nine championship sports for men: baseball, basketball, cross country, football, golf, soccer, indoor/outdoor track, and tennis, as well as nine for women: basketball, cross country, golf, soccer, softball, tennis, indoor/outdoor track and volleyball. Again this year, Big South champions in men's and women's basketball, men's and women's soccer, volleyball, men's and women's golf, baseball, softball, men's and women's tennis and men's and women's track & field will receive automatic bids to NCAA Championships.

The Big South continued its growing achievements in 2005-06, as the League experienced Top 15 rankings in the national RPI in baseball, softball and women's basketball, as well as Top 20 ranking in men's basketball and volleyball. Big South members defeated the No. 1 football and baseball team in the nation (Coastal Carolina football vs. James Madison and Winthrop baseball vs. North Carolina); the Big South had its first-ever national finalist for NCAA Woman of the Year (Winthrop's Janiva Willis); Liberty's Josh McDougal became the first Big South athlete to receive All-America honors in the three running sports in the same season (cross country, indoor track and outdoor track); the Big South placed two teams in the NCAA Baseball Regionals for the fifth time in six seasons; the Conference went 2-1 in its first-ever participation in the ESPN BracketBusters men's basketball event; Coastal Carolina men's golf reached the NCAA Championship for the second-straight year; the Big South had more than 20 All-Americans, including six first-team selections.

Last year's academic success mirrored the on-field achievements. A total of 32 Big South student-athletes

were named Academic All-District, four of which earned Academic All-America accolades. In football, Charleston Southern's Adam DeGraffenreid was tabbed the I-AA Athletic Directors National Scholar-Athlete of the Year; the second time in three years the award was bestowed upon a Big South football player. In addition, 40.1% of the Conference's student-athletes achieved at least a 3.0 grade point average in 2005-06 and were named to the Big South's Presidential Honor Roll.

The Conference was formed on August 21, 1983, when Charleston Southern (then Baptist College) Athletic Director Howard Bagwell and Augusta President George Christenberry initially began recruiting members into the Big South. One month later, Dr. Edward M. Singleton was selected as the League's first Commissioner and continued to solicit new members. The League's seven charter members were Armstrong State, Augusta, Campbell, Charleston Southern, Coastal Carolina, Radford and Winthrop. In 1989, George F. "Buddy" Sasser replaced the retiring Dr. Singleton as Commissioner.

In August 1996, Kyle B. Kallander replaced Sasser, who would continue to serve the League as Director of Athletics at Coastal Carolina until his retirement in 1999. In his 10 years at the helm of the Big South, Kallander has been instrumental in aggressively promoting the Conference, including the development of the Big South Marketing Group, which has resulted in increased revenues and exposure for the Conference and its members. He also brought television coverage to Big South women's basketball and baseball for the first in Conference history, created the Big South Television Network in 2001 -- which boasts a League-high 18 affiliates, and was the driving force behind the formation of the Big South Hall of Fame. Under Kallander's leadership, the Big South developed and initiated its first long-range strategic plan, re-affirming the League's vision as a distinctive athletic Conference committed to the quality of institutional life through athletic competition. In addition, Kallander has solidified membership with the addition of High Point in 1999, Virginia Military Institute in 2003 and future members Gardner-Webb and Presbyterian in 2008. Kallander's long range vision has also included technological advancements, as the Conference introduced its first live event video streaming last year, and plans are in the works to video stream every home women's basketball game in 2006-07. Kallander has also successfully integrated the Conference's profile with the member institutions' general student body, notably through the development of the Big South Academic Consortium, which sponsored the first annual Academic College Bowl among League members last February, and will feature an Undergraduate Research Symposium in the Spring of 2007.

The Big South continues to secure aggressive and unique television packages, making the Conference one of the leaders among all Division I Leagues in television exposure for its student-athletes. Entering this season, the 2007 Advance Auto Parts Men's Basketball Championship game will once again air on ESPN2 as part of the network's "Championship Week" programming. The Conference also boasts relationships with FSN South, Comcast SportsNet (CSN), Comcast Sports Southeast (CSS), College Sports Television (CSTV), Fox College Sports (FCS) and ESPNU. In addition, the Big South Television Network (BSTN) will again air football and basketball games to local affiliates throughout the region.

BIG SOUTH FOOTBALL OPPONENTS

CHARLESTON SOUTHERN UNIVERSITY

Nickname: Buccaneers
Location: Charleston, South Carolina
Enrollment: 2,854
Stadium: CSU Stadium
Capacity: 4,000

COASTAL CAROLINA UNIVERSITY

Nickname: Chanticleers
Location: Conway, South Carolina
Enrollment: 7,021
Stadium: Brooks Stadium
Capacity: 6,408

GARDNER-WEBB UNIVERSITY

Nickname: Runnin' Bulldogs
Location: Boiling Springs, North Carolina
Enrollment: 3,900
Stadium: Spangler Stadium
Capacity: 7,800

LIBERTY UNIVERSITY

Nickname: Flames
Location: Lynchburg, Virginia
Enrollment: 17,200
Stadium: Williams Stadium
Capacity: 12,000



The Big South Conference

7233 Pineville-Matthews Road, Suite 100
Charlotte, NC 28226

Office Phone: (704) 341-7990

Media FAX: (704) 341-7991

Kyle Kallander, Commissioner

James Companion, Associate Commissioner

Dawn Turner, Associate Commissioner

Mark Simpson, Director of Public Relations

Lauren Cooper, Coordinator of Creative Services

Chad Cook, Assistant Director of Marketing

Nic Bowman, Asst. Director of Public Relations

Joni Lockridge, Marketing Assistant

THIS IS THE VIRGINIA

The Institute

The Virginia Military Institute is the nation's oldest state-supported military college, founded in 1839 in Lexington, Virginia, located at the southern end of the Shenandoah Valley. VMI offers qualified young men and women a demanding combination of academic study and rigorous military training that exists nowhere else, and grants B.A. and B.S. degrees in fourteen disciplines within the general fields of engineering, science, and liberal arts. The Institute's emphasis on qualities of honor, integrity, and responsibility contributes to its unique educational philosophy. Professional leadership training is provided to all cadets through the Reserve Officers' Training Corps (ROTC) programs, maintained at VMI by the Department of Defense. Cadets are encouraged to pursue commissions in the U.S. Army, Air Force, Navy, or Marine Corps.

In every field of endeavor, whether it's leadership in business, industry, public service, education, the professions, or careers in the military, success comes early to a high number of VMI graduates. In an independent survey of college graduates seeking employment, armed forces commission, or admission to graduate or professional school following graduation, 95 percent of VMI graduates met their goal by the following October.

VMI's academic breadth is diverse, and curricula for the selected major begins the first year. About 30 percent of cadets major in civil, electrical, or mechanical engineering, about half the Corps majors in liberal arts fields, and the two most popular majors are economics/business and history.

For five consecutive years, U.S. News & World Report's "America's Best Colleges," has named VMI as the No. 1 public-supported liberal arts college in the nation, and ranked its engineering program in the top one-third of "Best Undergraduate" accredited programs at schools offering only bachelor's and master's degrees. In separate rankings for engineering specialties, VMI's civil engineering program ranks ninth. VMI has been repeatedly included in Peterson's "Competitive Colleges," guide. The highly respected book includes information on, "top colleges for top students." In addition, Princeton Review has named VMI to its "Best Mid-Atlantic Colleges" list.

Alumni

VMI's alumni support is unparalleled in many ways, especially in their financial support. In the most recent survey by the National Association of College and University Business Officers (2003), VMI's \$280 million endowment is the largest per student of any public institution.

VMI alumni include Nobel Prize winner George C. Marshall; ten Rhodes Scholars; and 40 college presidents. VMI alumni have distinguished themselves in every American conflict since the Mexican War, among them 7 Medal of Honor recipients, and 265 general and flag officers. Some 500 alumni served in Gulf War operations "Desert Storm" and "Desert Shield," and nearly 1,000 VMI graduates are now or have been deployed in support of operations in Afghanistan and Iraq. Lieutenant



General Carl A. Strock, Chief of Engineers for the U.S. Army, continue a long line of VMI graduates in the highest positions of military leadership.

The VMI Corps of Cadets

Today 1,300 young men and women in the VMI Corps of Cadets represent 36 states and six foreign countries. Over 100 study abroad each year, one-third compete in intercollegiate athletics, and all have significant leadership opportunities.

All cadets reside in "Barracks," the centerpiece of the VMI "Post." The original structure was built in 1850 and is a National Historic Landmark. An additional wing was added in 1949.

VMI cadets uphold an honor system as old as the Institute. An oath of honor is taken by each cadet, "not to lie, cheat, or steal, nor tolerate those who do," and the oath is practiced in daily life. Because it is basic to cadet life, honor is ingrained, and builds strong character. Honor is the cornerstone of every cadet's lifelong commitment to integrity, duty, self-discipline, and self-reliance.

One of the oldest VMI traditions is the orientation and instruction provided to new cadets by old cadets. Regardless of background or prior training, every cadet in his/her first year at VMI is a "Rat," and each is a "Brother Rat" to the other. They live under the "Rat System" until "Break Out," and their bonds formed by this experience are lifelong.



Faculty

All VMI faculty members teach in the classroom, and 98 percent hold doctoral or terminal degrees in their disciplines. The cadet to faculty ratio is 11:1, permitting a close, "mentor" relationship between a cadet and instructor, and faculty research is frequently conducted in partnership with cadets. ROTC instructors are experienced military officers, and make an outstanding contribution to cadet leadership training.

Academic Program

VMI's demanding academic program reflects established needs and emerging trends of an ever-

MILITARY INSTITUTE



changing, global society. A robust undergraduate research initiative extends through summer, affording cadets and faculty financial incentives and continuous support for a wide range of investigative projects. The Institute's international programs include faculty and student exchanges with more than a dozen international academies and universities, seven foreign internships, and numerous study-abroad programs each semester and during the summer. The Institute Honors Program offers highly motivated and high-achieving cadets the opportunity to enrich their academic experience, including through competition for prestigious external scholarships. The Institute Writing Program seeks to equip cadets for both academic success and participation in the full range of rhetorical occasions they will encounter in their lives as citizens and professionals.

VMI is accredited by the Southern Association of Colleges and Schools, is a member of American Council on Education, the Association of American Colleges, the College Entrance Examination Board, and the Association of Virginia Colleges. VMI's engineering programs are accredited by the Accreditation Board for Engineering and Technology; and the chemistry program is accredited by the American Chemical Society.

Majors and Degrees

VMI offers the baccalaureate degree in fourteen curricula. The B.S. is awarded in applied mathematics, chemistry, civil engineering, computer science, electrical engineering, mechanical engineering, and physics. The B.A. is conferred in economics and business, English, history, international studies, modern languages, and psychology. The B.S. or B.A. can be earned in biology. A course of study leading to the B.S. or B.A. is chosen upon entering VMI, but transfer from one major field of study to another is permitted.

Facilities

The VMI Post is 134 acres. Twelve acres are designated a National Historic District. VMI's aca-



Alumni You Might Have Heard Of...

- Bobby Ross '59** - Former Head Coach of the Detroit Lions and San Diego Chargers, Current Head Coach at Army.
- Dabney Coleman '53** - Film and television actor.
- Gen. John Jumper '66** - Former Chief of Staff of the U.S. Air Force.
- George C. Marshall '01** - General of the United States Army, Secretary of State, and Nobel Peace Prize recipient for creating the Marshall Plan for the post-World War II reconstruction of Europe.
- George J. Collins '62** - Chairman of the Board, T. Rowe Price Associates, a leading investment firm.
- Lt. Gen. Robert B. Flowers '69** - Commanding General, U.S. Army Corps of Engineers.
- Jonathan Daniels '61** - Declared a Modern Martyr of the Faith by the Episcopal Church for giving his life to save a black teenage girl during the Civil Rights Movement in Alabama in 1965.
- Dr. John Duke Anthony '67** - CEO, National Council on U.S. - Arab Relations...knighted by Moroccan King Mohammed VI (June 2000).
- William Cowart III '67** - Former Deputy Director/ Chief Curator, The Corcoran Gallery of Art, Washington D.C.; Current Executive Director of the the Roy Liechtenstein Foundation.
- Fred Willard '55** - Actor-Comedian, Best in Show, A Mighty Wind, Waiting for Guffman.

demical facilities, Superintendent's quarters, library, alumni hall, and other administrative buildings, along with Barracks, encircle a 12-acre parade ground used for marching drills, weekly parades, training exercises, and social gatherings. The George C. Marshall Research Museum and the VMI Museum are located on Post.

Athletic grounds and facilities are within easy access to the Post.

Vision 2039

From the perspective of VMI's long history, the 200th anniversary of its founding is just around the corner. Superintendent J.H. Binford Peay III has set in motion the work of a number of study groups that are focusing on such areas as the Institute's physical and cultural environment; academics; athletics; and military component. These groups are looking at ways to ensure VMI will be vibrant and relevant when the Institute's 200th anniversary arrives in 2039.

VIRGINIA MILITARY

Interesting Facts About VMI:

- ▶ *Founded in 1839 as the first state military college.*
- ▶ *VMI fields 16 men's and women's sports in five Division I conferences.*
- ▶ *Within five months of graduation, approximately 89% of each class has full-time employment or is in graduate school, including commissioned graduates (40%).*
- ▶ *96% of full-time faculty members hold the Ph. D. or terminal degree.*
- ▶ *11:1 student to faculty ratio.*
- ▶ *B.A. or B.S. degrees are offered in 14 disciplines in the fields of engineering, science, and liberal arts.*
- ▶ *For five consecutive years, U.S. News & World Report's "America's Best Colleges," has named VMI as the No. 1 public-supported liberal arts college in the nation.*
- ▶ *The VMI Foundation's \$280 endowment ranks first in the nation in endowment per student among public colleges and universities.*



VIRGINIA MILITARY INSTITUTE



For five consecutive years, U.S. News & World Report's "America's Best Colleges," has named VMI as the

#1 *public-supported liberal arts college in the nation.*

History and Traditions



KEYDETS AND KANGAROOS

No, the Keydet is not a Kangaroo although the term "Keydets" has been used over the years to refer to VMI's athletic teams and the kangaroo has become the established mascot.

The kangaroo was adopted as VMI's mascot in 1947 when two VMI cheerleaders saw a picture of a kangaroo on the front of the magazine and realized how uncommon the animal was as a mascot. The marsupial was originally named "TD Bound", but sometime later his identity changed to "Moe".

VMI is one of only four colleges across the nation to have a kangaroo as a mascot, and only one of two schools among NCAA Division I institutions. The University of Akron's "Zippy" joins "Moe" as the only kangaroos in the Division I ranks.

The source and/or meaning of the nickname "Keydets" is not as easy to find. The term began to catch on in the mid 1930's - prior to that time, the football team was referred to as "The Flying Squadron". A popular, but unproven, explanation of the word "Keydet" is that due to the Southern drawl of some of the members of the Corps of Cadets, the common term cadet was transformed into Keydets. There are, of course many other possibilities. Regardless of which explanation is correct, the word "Keydet" like kangaroo, will continue to identify VMI's athletic teams.

LITTLE JOHN

The loud and thunderous booms that permeate the confines of Alumni Memorial Field on gameday Saturdays come from Little John, II, the Corps' own cannon. The present cannon used made its first appearance in September, 1958, replacing the original Little John which was retired to the VMI museum after the undefeated football season of 1957.

The cannon presently used was designed by the late Col. Cary S. Tucker of the VMI faculty, is a three-fifths scale replica of a 1750 howitzer used in the Revolutionary War. It has a 20-inch barrel, which is adorned at the top by a shield from a cadet shako.

The cannon is fired when the Keydets take the field, after a VMI score, and after the end of quarters of play.

THE 12TH MAN

Few football playing institutions can boast 100 percent attendance of its student body at every home game. At VMI, the 1,300 member Corps of Cadets is present to support the Keydets for every contest at Alumni Memorial Field - from the opening kickoff to the final gun.

Approximately 45 minutes before kickoff on home game Saturdays, the Corps forms in front of barracks for the traditional pre-game march-down to Alumni Memorial Field.

The Corps is also responsible for the colorful and highly visible "spirit" sheets that are draped from Cocke Hall located across the street

VMI FOOTBALL: HISTORY AND TRADITIONS



VMI and The Citadel play for the Silver Shako. The trophy is awarded to the winner of the series that is known as "The Military Classic of the South."

from the north stands of the stadium. Each company in the cadet Corps designs its own banner and project is carried out from start to finish by the respective company's "rats", or freshmen.

THE SOUTH S FIRST

The first known football game to have been played in the south took place in 1873 between VMI and next-door neighbor Washington and Lee. The contest, played under different rules than conventional modern day football, was played on the VMI Parade Ground with 50 players a side and won by Washington and Lee, 4-2.

VMI did not officially recognize football as an intercollegiate sport until 1891, but many games had been played by cadet squads before that time.

KEYDETS IN THE PROS

Eleven former VMI football players have risen to the professional ranks. The first was Bosh Pritchard "the Hopewell Hurricane" who played for the Philadelphia Eagles and New York Giants between the 1942 and 1951 seasons. The two most recent VMI football alumni to play professionally were Mark Stock, who played wide receiver for Pittsburgh, Washington, and Indianapolis between 1989 and 1996. Two-time All-American Thomas Haskins, VMI's all-time leading rusher, played five seasons with the Montreal Alouettes of the Canadian Football League.

Bobby Ross, who captained the 1959 VMI Football team, has distinguished himself as a coach in both the collegiate and professional

ranks, served head coach of the San Diego Chargers and Detroit Lions, guiding the former to Super Bowl XXIX at the conclusion of the 1994. At the collegiate level, he coached The Citadel, University of Maryland and Georgia Tech, winning a share of the 1990 national title at the latter. He is currently in his second season as the head coach at Army.

TWO UNDEFEATED TEAMS

VMI has fielded two undefeated teams in its 114-year old football history.

The 1920 football squad, the "Flying Squadron" under coach Blandy Clarkson, is VMI's only undefeated and untied team. In 1920, VMI posted six shutouts on the year and tore through the likes of Virginia, North Carolina, and a highly rated Pennsylvania squad coached by the legendary John Heisman. The team outscored its opposition 431-20.

The 1957 squad under Coach John McKenna went 9-0-1, captured the Southern Conference championship, and attained a ranking as high as 13th in the nation before finishing at 20th in the final Associated Press poll. The team was also extended an invitation to play in the Sun Bowl.

Clarkson-McKenna Hall, the football building adjacent to Alumni Memorial Field, honors both coaches by bearing their names at the front entrance. The facility was dedicated in 1990.

RHODES SCHOLARS

Two VMI football players have earned the distinction of being Rhodes Scholars. Lee D. Badgett was selected in 1961, and Robert C. Randolph was named in 1967. Overall, four VMI athletes have been selected Rhodes Scholars including former VMI superintendent Josiah Bunting, III, a former swimmer from the class of 1963.

ALUMNI MEMORIAL FIELD

The home field of the Keydets was dedicated on October 15, 1921 in a game against the University of Virginia. In 1962, stands were constructed on the south side of the stadium, bringing total capacity to 10,000. The largest crowd to witness a game in the facility was an overflow gathering that saw VMI take on Navy on September 15, 1973.

FAMOUS ALUMNI PLAYED FOOTBALL

General George C. Marshall, VMI's most distinguished alumnus and class of 1901, played left tackle on the varsity football team. Serving his country as both a soldier and statesman, Marshall rose to the rank of General of the Army and Chief of Staff during World War II, and his post-war achievements included ambassador to China, Secretary of Defense, Secretary of State, and the architect of the Marshall Plan. In 1953, General Marshall received the Nobel Prize for Peace.

SCHOOL COLORS

VMI's school colors are derived from the three colors that symbolized the three prominent branches of the United States Army. Dr. J.H. Campbell, a resident of Lexington, and a distinguished graduate, is credited with drawing on the significance of these colors and in 1886, wrote "Let red represent the Artillery, White the Infantry, and Yellow the Cavalry." The colors were gradually adopted for the athletic teams into the next century.

VMI FOOTBALL AND THE SOUTHERN CONFERENCE

Before joining the Big South, VMI was the oldest member in the Southern Conference and competed for the league crown for 78 years. VMI was admitted to the league in December, 1924 and captured seven league football crowns as a SoCon member. VMI won SoCon crowns in 1951, 1957, 1959, 1960, 1962, 1974, and 1977.

Lexington, Virginia

AND ROCKBRIDGE COUNTY

Rockbridge County is located toward the south end of the Shenandoah Valley of Virginia. The county takes its name from Natural Bridge, the massive stone formation that spans Cedar Creek in the southern part of the county.

For centuries, this area has been a natural thoroughfare from the northeast to the richness of the lands west of the Appalachians. The Cherokee and Monacan Indian tribes lived in the area prior to its settlement by European colonists, which began in the 1730's.

Most of the settlers were Scotch-Irish and Germans, who migrated south from Pennsylvania in search of more land. Several large land grants, notably one to Benjamin Borden, stimulated settlement in the 1740's. Grantees were required to induce a certain number of families to settle on the granted land. The Borden Grant, originally 100,000 acres, included most of present-day Rockbridge County.

In 1777, Rockbridge County was established, and the town of Lexington was founded as the county seat.

A defining event occurred in 1782, when Liberty Hall Academy was moved from Augusta County to a site just west of Lexington. The school's future was assured in 1796, when George Washington gave it \$50,000 worth of James River Canal stock, at that time the largest such bequest to a college in the history of the new nation. The school was renamed Washington College in the general's honor, and soon moved to its present location after the Liberty Hall building burned. The ruins of Liberty Hall can still be seen just north of Rt. 60 at the western edge of town.


In 1839, the Virginia legislature established Virginia Military Institute at Lexington, in what had previously been a state arsenal. VMI has educated thousands of citizen-soldiers in its more than 150-year existence, including Gen. George C. Marshall, Gen. George S. Patton, and Adm. Richard E. Byrd.

The Civil War had a devastating effect on Lexington and its people. Raiding Federal troops burned VMI in 1864. Graduates of VMI and Washington College served with distinction in many campaigns of the war, and the VMI Corps of Cadets fought as a unit at the Battle of New Market. Gen. Thomas J. "Stonewall" Jackson, a professor at VMI until the war, is remembered as one of the history's greatest military strategists. Jackson is buried in Jackson Memorial Cemetery, along with many other Civil War veterans.

After the war, Gen. Robert E. Lee was persuaded to come to Lexington to serve as president of Washington College. Lee revitalized the



The city of Lexington, Va. is nationally renowned for its beauty and charm.



Natural Bridge

school, modernized the curriculum, and encouraged reconciliation between the North and South. After his death in 1870, the school's trustees renamed it Washington and Lee University.

Around 1890, a speculative boom hit western Virginia. Numerous towns were established by development companies, with a grand hotel as a centerpiece. Streets were laid out and lots sold, and resold, at ever inflating prices. Buena Vista and the towns of Glasgow and Goshen were all founded as a result of the boom. When the bubble burst, many of these boom towns stagnated.



Goshen Pass in Rockbridge County

Buena Vista weathered the crash and became the industrial center of the county. The boom-era hotel is now Main Hall at Southern Virginia University.

We invite you to visit our museums - the Marshall Museum, the VMI Museum, and the Stonewall Jackson House; walk the campuses of our towns, take a drive on the Blue Ridge Parkway, see a horse show at the Virginia Horse Center, enjoy a cool swim in Goshen Pass, take in a play in the natural setting of Lime Kiln Theater, or browse in our many distinctive shops.